Dry-installed Volute Casing Pump

# Sewatec / Sewabloc

50 / 60 Hz
DIN / IEC Motors

## Type Series Booklet



Sewatec Sewabloc

## Legal information/Copyright

Type Series Booklet Sewatec / Sewabloc

All rights reserved. The contents provided herein must neither be distributed, copied, reproduced, edited or processed for any other purpose, nor otherwise transmitted, published or made available to a third party without the manufacturer's express written consent.

Subject to technical modification without prior notice.

© KSB SE & Co. KGaA, Frankenthal 2024-09-19

# Contents

**Waste Water** ..... **4**
Dry-installed Volute Casing Pumps ..... 4
Sewatec / Sewabloc ..... 4
Main applications ..... 4
Fluids handled ..... 4
Operating data ..... 4
Design details ..... 4
Designation ..... 5
Materials ..... 6
Product benefits ..... 7
Acceptance tests and warranty ..... 8
Selection information ..... 8
Overview of product features / selection tables ..... 9
Technical data ..... 25
Selection charts ..... 34
Types of installation ..... 46
Recommended spare parts stock for 2 years' operation to DIN 24296 ..... 52
Scope of supply ..... 52
General arrangement drawings with list of components ..... 53

## Waste Water

### Dry-installed Volute Casing Pumps

# Sewatec / Sewabloc



Sewatec



Sewabloc

### Main applications

- Waste water transport
- Waste water disposal
- Waste water management
- Transport of contaminated surface water
- Sludge processing

### Fluids handled

- Grey water
- Solids-laden river water
- Contaminated surface water
- Waste water with faeces
- Industrial waste water
- Gas-containing liquids
- Activated sludge
- Digested sludge
- Raw sludge

### Operating data

**Table 1:** Operating properties

| Characteristic | | Impeller type | | | |
|---|---|---|---|---|---|
| | | F | E | D | K |
| Flow rate | Q [m³/h] | ≤ 680 | ≤ 2520 | ≤ 1500 | ≤ 10000 |
| | Q [l/s] | ≤ 189 | ≤ 700 | ≤ 450 | ≤ 2775 |
| Head | H [m] | ≤ 80 | ≤ 50 | ≤ 80 | ≤ 115 |
| Fluid temperature | T [°C] | ≤ 70[1)] | ≤ 70[1)] | ≤ 70[1)] | ≤ 70[1)] |
| Operating pressure | p [bar] | ≤ 10 | ≤ 10 | ≤ 10 | ≤ 10 |

1 For Sewabloc with explosion protection T [°C] ≤ 40

### Design details

#### Design

Sewatec:

- Volute casing pump
- Back pull-out design
- Single-stage
- Various, application-oriented installation types

Sewabloc:

- Volute casing pump
- Close-coupled pump with shaft seal
- Various, application-oriented installation types

#### Shaft seal

Sewatec (bearing brackets S01, S02, S03, S04), Sewabloc:

- Two bi-directional mechanical seals in tandem arrangement, with liquid reservoir

Sewatec (bearing brackets S05, S06, S07, S08, S09, S10):

- Two bi-directional mechanical seals in tandem arrangement, with liquid reservoir
- Gland packing

#### Impeller type

- Various application-oriented impeller types (⇨ Page 10)

#### Bearings

Sewatec (bearing brackets S01, S02, S03, S04):

- Grease-packed, zero-maintenance deep groove ball bearings (sealed for life) on pump and drive end

Sewatec (bearing brackets S05, S06, S07, S08, S09, S10):

- Grease-packed rolling element bearings with relubrication system on pump and drive end

Sewabloc:

- Grease-packed, zero-maintenance deep groove ball bearing (sealed for life) on pump end

2580.5/29-EN

## Designation

### Example: Sewatec K100-253G 3ENH 200L 4

**Table 2:** Designation key

| Code | Description | |
|---|---|---|
| Sewatec | Type series | |
| | Sewatec | |
| | Sewabloc | |
| K | Impeller type (⇨ Page 4) | |
| | F/F-max | Vortex impeller |
| | E/E-max | Closed single-channel impeller |
| | D/D-max | Open diagonal single-vane impeller / open radial multi-vane impeller |
| | K/K-max | Closed multi-channel impeller |
| 100 | Nominal discharge nozzle diameter [mm] | |
| 253 | Nominal impeller diameter [mm] | |
| G | Material variant (⇨ Page 6) | |
| | G | Standard variant, wetted components made of grey cast iron |
| | G1 | Like G, impeller made of duplex stainless steel |
| | G2 | Like G, impeller made of white cast iron |
| | GH | Like G, impeller and intermediate casing made of white cast iron |
| | GC | Like G, impeller and discharge cover made of duplex stainless steel |
| 3ENH | Installation type (⇨ Page 46) | |
| | Sewabloc | BLOC |
| | | BLOC-V |
| | | BLOC-VF |
| | Sewatec | Fig.0 |
| | | 3EN |
| | | 3ENH |
| | | 3HZ |
| | | 3HM |
| | | 3HVGN |
| | | 3HVGNH |
| | | V |
| | | VU |
| | | VGW |
| 200L | Motor size | |
| 4 | Number of motor poles | |
| | 2, 4, 6, 8, 10, 12 | |

## Materials

**Table 3:** Overview of available materials

| Part No. | Description | Material variant | | | | |
|---|---|---|---|---|---|---|
| | | G | G1 | G2 | GH | GC |
| 101 | Pump casing | EN-GJL-250 | | | | |
| 135 | Wear plate[2)] | EN-GJL-250[3)4)] | | EN-GJN-HB555 (XCR14) | - | |
| 163 | Discharge cover | EN-GJL-250[5)] | | | EN-GJN-HB555 (XCR14) | 1.4517 |
| 183 | Support foot | Steel | | | | |
| 210 | Shaft | 1.4021 | | | | 1.4462 |
| 230 | Impeller | EN-GJL-250[4)] | 1.4517 | EN-GJN-HB555 (XCR14) | | 1.4517 |
| 330 | Bearing bracket | EN-GJL-250 | | | | |
| 433 | Mechanical seal | SiC/SiC (Q1Q1 PGG) | | | | |
| 452.01 | Gland follower[6)] | EN-GJS-400-15 | | | | |
| 454.01 | Stuffing box ring[6)] | EN-GJL-250 | | | | |
| 456.01 | Neck bush[6)] | EN-GJL-250 | | | | |
| 458.01 | Lantern ring[6)] | PTFE | | | | |
| 502.01 | Casing wear ring[7)] | EN-GJL-250[8)] | EN-GJL-250 (for impeller F only) VG 434 | | | |
| 503 | Impeller wear ring[9)] | VG 434 | | | | |
| 524.01 | Shaft protecting sleeve[6)] | 1.4021 | | | | |
| 914 | Impeller screw | Stainless steel[10)] | Stainless steel | | | |
| 902 / 920 | Screws, bolts and nuts | Stainless steel[10)] | Stainless steel | | | |
| - | Screw plugs | Steel | | | | |
| - | Sealing elements | NBR | | | | |

**Table 4:** Comparison of materials

| EN | ASTM |
|---|---|
| 1.4021 | A 276 Type 420 |
| 1.4462 | A 182 F51 |
| 1.4517 | A 890 CD4MCuN |

| EN | ASTM |
|---|---|
| CK 35N | A 29 Gr. 1035 |
| EN-GJL-250 | A 48 Class 35 B |
| EN-GJN-HB555 | A 532 Class II Type B (15 % Cr-Mo) |
| EN-GJS-400-15 | A 536 Class 60-40-18 |
| VG 434 | - |

## Description of materials

**EN-GJL-250 grey cast iron (lamellar graphite cast iron)**

Lamellar graphite cast iron to EN 1561 is the most widely used cast material for handling municipal sewage, waste water and sludges as well as stormwater and surface water. It is suitable for neutral fluids which are only slightly aggressive and cause little wear. The pH should be ≥ 6.5, the sand content ≤ 0.5 g/l.

**Duplex stainless steel (1.4517 or technically equivalent material)**

This type of carbon steel is resistant to cavitation, has excellent strength values and is used for high circumferential speeds. An excellent resistance to pitting corrosion makes ferritic-austenitic stainless carbon steel a popular choice for pumping acidic waste water with a high chloride content as well as seawater and brackish water. Thanks to its good chemical resistance, e.g. against waste water containing phosphorous and sulphuric acid, this material is used in a wide range of applications in the chemical industry and process engineering. Pumps made of duplex stainless steel have a very long service life, even when handling brines, chemical waste water (pH 1 - 12), grey water and landfill leachate.

**Wear-resistant white cast iron (EN-GJN-HB555 [XCR14] or technically equivalent material)**

2 Only for impellers D and E200-500, E250-500, E250-630, E300-630, E350-710
3 Optional for D impeller: EN-GJN-HB555(XCR14)
4 D impeller (multi-vane impeller): EN-GJS-400
5 D impeller (multi-vane impeller): EN-GJS-400-15, D impellers have hardened edges.
6 For versions with gland packing only
7 Not for F impeller with nominal impeller diameters 215, 216, 217
8 For E100-250, E100-401, E150-401, E200-401: EN-GJN-HB555(XCR14)
9 Optional for K impeller
10 Bearing brackets S05 and larger: CK 35N

Wear-resistant white cast iron is suitable for handling highly abrasive fluids containing sand, ash or iron ore sinter, for example. It has a Rockwell hardness of at least 54 HRC, which is higher than that of hardened chrome steel. Owing to its hardness, the chromium-molybdenum alloy cast iron features a notably higher wear resistance than EN-GJL-250 grey cast iron and other cast materials. The pH should be ≥ 6.5.

## Product benefits

- Variable hydraulic system: the right impeller with optimum efficiency for every fluid. High operating reliability due to large free passages.
- Double mechanical seal in tandem arrangement with fluid reservoir makes for high operating reliability.
- Low maintenance thanks to grease-packed rolling element bearings
- Standardised components are interchangeable within the Sewatec/Sewabloc and Amarex KRT series, so spare parts inventories can be optimised and costs reduced.

2580.5/29-EN

## Acceptance tests and warranty

### Functional test

- Each pump is subjected to a performance test to KSB Standard ZN 56535.

**K/K-max impeller:**

- Operating data is guaranteed to DIN EN ISO 9906/2B. It can also be guaranteed to DIN EN ISO 9906/1B, 3B and 1U (with re-evaluation of D2 and η).

**F/F-max, E/E-max, D/D-max impellers:**

- Operating data is guaranteed to DIN EN ISO 9906/3B. It can also be guaranteed to DIN EN ISO 9906/2B.

**Power input P2 of the pump below 10 kW.**

- Operating data is guaranteed to DIN EN ISO 9906 §4.4.2. Other acceptance grades are not approved.

### Acceptance inspections/tests

- Acceptance test to ISO/DIN or comparable standards available against a surcharge.

### Warranty

- Quality is assured by means of an audited and certified quality assurance system to DIN EN ISO 9001.

### Selection information

- The indicated heads and performance data apply to material variant *G*, for fluids with a density ρ = 1 kg/dm³ and a kinematic viscosity v ≦ 20 mm²/s.

### Impeller type

- F, E, and D impellers can only be supplied with the documented impeller diameters. Indicate the pump set designation and the impeller diameter in the purchase order.
- Impellers K and D-max are trimmed to the duty point. Indicate the H/Q data or the impeller diameter in the purchase order. In the hydraulic selection program, the impeller diameter is automatically computed based on the H/Q data and added to the designation of the pump set.

### Pump input power

- Adjust the power input to the density of the fluid handed: $P_2$ (Power input) = ρ [kg/dm³] (fluid handled) × $P_2$ (documented)
- Select the operating point with the largest power input within an operating range. Select a motor size providing a power reserve to compensate the tolerances in the system characteristic / pump characteristic.

**Table 5:** Recommended motor power reserve[11)]

| $P_2$ | | Reserve | |
|---|---|---|---|
| [hp] | [kW] | Mains operation | With frequency inverter |
| ≤ 40 | ≤ 30 | 10 % | 15 % |
| > 40 | > 30 | 5 % | 10 % |

In the case of waste water, too low a flow velocity in the discharge line will lead to clogging and increased wear. The minimum flow velocity required in vertical risers was determined experimentally as a function of the pipe diameter used and shown to be between 3.9 ft/s [1.2 m/s] for nominal size 100 and 7.9 ft/s [2.4 m/s] for nominal size 1000. For more information on flow velocities required in horizontal and vertical discharge lines refer to "KSB Know-how: Planning Information for Amarex KRT Submersible Motor Pumps".

In the case of waste water, too low a circumferential speed of the impeller will lead to clogging of the hydraulic system (operation on a frequency inverter). A minimum circumferential speed (measured at the outside diameter of the impeller) of 39.4 ft/s [12 m/s] must be observed.[12)]

11 If larger power reserves are stipulated by local regulations, these larger reserves must be provided.

12 For F impellers, a circumferential speed below 39.4 ft/s [12 m/s] is permissible.

## Overview of product features / selection tables

### Overview of product features

**Table 6:** Symbols key

| Symbol | Description |
|---|---|
| ● | Standard design |
| ■ | Standard variant[13)] |
| ○ | Special design[13)] |

**Table 7:** Overview of features and accessories per installation type

| Options | | Sewatec | | | | | Sewabloc | | |
|---|---|---|---|---|---|---|---|---|---|
| | | Fig. 0 | V | 3E | 3H | 3H with counter shaft | BLOC | BLOC-V | BLOC-VF |
| Motor: | | | | | | | | | |
| ▪ Without motor | | ● | ● | ● | ● | ● | ● | ● | ● |
| ▪ Standard KSB motor | | - | ■[14)] | ● | ● | ● | ● | ● | ● |
| ▪ Motor make to customer's choice | | - | ■[14)] | ■ | ■ | ■ | ■ | ■ | ■ |
| Accessories installation set: | | | | | | | | | |
| ▪ Baseplate | | - | ●[15)] | ●[16)] | ●[17)] | ●[18)] | ●[15)] | ●[19)] | - |
| ▪ Support frame, drive lantern, soleplate for the motor[20)] | | - | ○ | - | - | - | - | - | - |
| ▪ Coupling, coupling guard[20)] | | - | ●[21)] | ● | - | ● | - | - | - |
| ▪ Suction-side flanged spacer with inspection hole[20)] | | ● | ●[22)] | ● | ● | ● | ● | ●[22)] | - |
| ▪ Suction duckfoot bend | | - | ○ | - | - | - | - | - | ● |
| ▪ Fasteners: anchor bolts (A4) | | - | ●[23)] | ● | ● | ● | ● | ● | ● |
| Shaft seal: | | | | | | | | | |
| ▪ Mechanical seal | Standard KSB mechanical seal with elastomer bellows (bearing brackets S01, S02, S03, S04, S05, S06, S07, B01, B02, B03) | ● | | | | | | | |
| | Standard KSB mechanical seal with covered spring (bearing brackets S01, S02, S03, S04, S05) | ■ | | | | | | | |
| | Cartridge seal KSB 4STQ | ■ | | | | | | | |
| | Stationary mechanical seal with spring outside of fluid (bearing brackets S08, S09, S10) | ● | | | | | | | |
| ▪ Gland packing (bearing brackets S05 and larger only) | | ■ | | | | | - | | |
| Coating: | | | | | | | | | |
| ▪ KSB standard | | ● | | | | | | | |
| ▪ Primed to standard | | ● | | | | | | | |
| ▪ Customer specification | | ○ | | | | | | | |
| Flange: | | | | | | | | | |
| ▪ To DIN | | ● | | | | | | | |

13 The selection of standard variants or special designs will determine whether surcharges or longer delivery times apply.
14 Special design for universal-joint shaft
15 Foundation rail
16 With height adjustment of the motor
17 Including belt drive, belt guard and height adjustment of the motor (for motors 225S and larger)
18 Including belt drive, belt guard, counter shaft, coupling and coupling guard
19 Soleplate
20 Optional
21 For underfloor installation
22 Suction elbow
23 For foundation rails: machine bolts

| Options | Sewatec | | | | | Sewabloc | | |
|---|---|---|---|---|---|---|---|---|
| | Fig. 0 | V | 3E | 3H | 3H with counter shaft | BLOC | BLOC-V | BLOC-VF |
| ▪ To ANSI | ○ | | | | | | | |
| Sealing elements, bolts and screws | | | | | | | | |
| NBR/A4[24] | ● | | | | | | | |
| ▪ O-rings (Viton) and screws/bolts (A4) | ■ | | | | | | | |
| ▪ Shaft made of 1.4462 | ■ | | | | | | | |
| Acceptance inspections/tests | | | | | | | | |
| ▪ KSB standard ZN 56535 | ● | | | | | | | |
| ▪ Customer specification | ■ | | | | | | | |
| Sensors: | | | | | | | | |
| ▪ Leakage monitoring at the shaft seal | ■ | | | | | | | |
| ▪ Pt100 resistance thermometer at the bearing | ■ | | | | | | | |
| ▪ Vibration sensor at the bearing bracket | ■ | | | | | | | |

## Impellers

| | | |
|---|---|---|
| | Vortex impeller<br>(impeller type F/F-max) | **Suitable for the following fluids:**<br>fluids containing solids and stringy material as well as fluids with entrapped air or entrapped gas |

| | | |
|---|---|---|
| | Closed single-channel impeller<br>(impeller type E/E-max) | **Suitable for the following fluids:**<br>fluids containing solids and stringy material |

| | | |
|---|---|---|
| | Open, diagonal single-vane impeller<br>(impeller type D) | **Suitable for the following fluids:**<br>fluids containing solid substances and long fibres |

| | | |
|---|---|---|
| | Open radial multi-vane impeller<br>(impeller type D-max) | **Suitable for the following fluids:**<br>fluids containing solid substances and long fibres |

Further fluids (impeller types F/F-max, E/E-max, D/D-max):

- Activated sludge
- Digested sludge
- Heating sludge
- Mixed water
- Raw waste water
- Raw sludge
- Recirculated sludge

| | | |
|---|---|---|
| | Closed multi-channel impeller<br>(impeller type K/K-max) | **Suitable for the following fluids:**<br>contaminated, solids-laden, non-gaseous fluids without stringy material |

Further fluids (impeller type K/K-max):

24 Screw plugs made of steel

- Activated sludge
- Landfill waste water
- Industrial waste water
- Industrial grey water
- Mechanically treated waste water
- Pre-screened waste water
- Stormwater

2580.5/29-EN

## Overview of fluids handled

The table below for your guidance is based on KSB's long-standing experience. The data are standard values and are not to be considered as generally binding recommendations. More detailed advice is available from KSB. Make use of our laboratory's expertise when selecting materials.

**Table 8:** Selection aid for materials and hydraulic systems per fluid

| Fluid handled[25)] | Recommended material variant | Recommended impeller type[26)] | Notes, further recommendations |
|---|---|---|---|
| Grey water | G | K/K-max, D/D-max, E/E-max, F/F-max | Free passage > any solids contained, possibly pre-screened |
| River water | G | K/K-max, D/D-max, E/E-max, F/F-max | Free passage > any solids contained, possibly pre-screened |
| Stormwater | G | K/K-max, D/D-max, E/E-max, F/F-max | Free passage > any solids contained, possibly pre-screened |
| Waste water: | | | |
| ▪ Untreated municipal waste water | G | F/F-max, D/D-max, E/E-max, K/K-max | ATV[27)]-recommends a free passage of 100 mm; minimum free passage: 76 mm |
| ▪ Containing air and gas | G | F/F-max | Up to 8 %, contact KSB for handling fluids with high outgassing rates |
| Sludges: | | | |
| ▪ Raw sludge | G | F/F-max, D/D-max, E/E-max | Pumpable up to a dry substance content of: 13 % (D), 8 % (F/D-max), 6 % (E) |
| ▪ Digested sludge | G | F/F-max, D/D-max, E/E-max | Pumpable up to a dry substance content of: 13 % (D), 8 % (F/D-max), 6 % (E) |
| ▪ Activated sludge | G | D/D-max, K/K-max | Pumpable up to a dry substance content of: 13 % (D), 8 % (D-max), 5 % (K) |
| Industrial waste water containing: | | | |
| ▪ Paint suspensions | G | K/K-max | Solvent-free, observe the operator's instructions. |
| ▪ Lacquer/paint/varnish suspensions | G | F/F-max, E/E-max | Solvent-free, contact KSB for silicone-free version |
| ▪ Fibrous material | G | F/F-max, D/D-max | - |
| ▪ Chips/swarf | G2/GH | K/K-max, F/F-max | G2 or GH variant, special mechanical seal KSB 4STQ; solids content |
| ▪ Abrasive substances[28)] | G2/GH | K/K-max, F/F-max | G2 or GH variant, special mechanical seal KSB 4STQ; solids content |
| ▪ Mildly acidic industrial waste water | GC/C | K/K-max, F/F-max | pH ≥ 6.5 material variant C (selected sizes only) and FPM (Viton) O-rings |
| Non-corrosive waste water containing: | | | |
| ▪ Ammonium hydroxide | G | K/K-max | - |
| ▪ Ammonium hydroxide 5 % $NH_4OH$ | G | K/K-max | - |

25 For any fluids which are not listed in this table contact KSB.
26 he first impeller type listed should be given preference.
27 ATV = German regulatory body for waste water management
28 Severe hydroabrasive wear occurs if solids contents of approx. 0.5 g/l or higher are combined with circumferential speeds exceeding 20 m/s or low-flow conditions to the left of the duty point.

| Fluid handled[25] | Recommended material variant | Recommended impeller type[26] | Notes, further recommendations |
|---|---|---|---|
| ▪ Urea 25 % $(NH_2)_2$-CO | G | K/K-max | - |
| ▪ Potassium hydroxide 10 % KOH | G | K/K-max | - |
| ▪ Calcium hydroxide 5 % $Ca(OH)_2$ | G | K/K-max | - |
| ▪ Sodium hydroxide 5 % NaOH | G | K/K-max | - |
| ▪ Sodium carbonate 30 % $Na_2CO_3$ | G | K/K-max | - |
| Non-corrosive waste water containing: | | | |
| ▪ Aliphatic hydrocarbons, e.g. oils, petrol, butane, methane | G | K/K-max | - |
| ▪ Aromatic hydrocarbons, e.g. benzene, styrene | G | K/K-max | FPM (Viton) O-rings [29] |
| ▪ Chlorinated hydrocarbons (e.g. tetrachloroethylene, ethylene chloride, chloroform, methylene chloride) | G | K/K-max | FPM (Viton) O-rings [29] |
| Highly abrasive industrial waste water causing wear (chemically neutral) :[30] | | | |
| ▪ Water containing iron ore sinter | GH | K/K-max | Sinter content < 5 g/l: material variant GH<br>Sinter content > 5 g/l: material variant H (on request) |
| ▪ Lime milk containing quartz and pigment suspensions | GH | K/K-max | Lime milk contents < 15 %: material variant GH<br>Lime milk content > 15 %: material variant H (on request) |
| ▪ Wash water containing solids | - | K/K-max, F/F-max | Material selection based on fluid analysis |
| ▪ Waste water containing dust or ash | - | K/K-max | Material selection based on fluid analysis |
| Water/sand mixture | GH | K/K-max, F/F-max | Solids contents < 5 g/l: material variant GH<br>Solids content > 5 g/l: material variant H (on request) |
| Seawater | C | K/K-max, F/F-max | Material variant C (for selected sizes) ≤ 25 °C fluid temperature[31] |
| Brackish water | C | K/K-max, F/F-max | Material variant C (for selected sizes) or GC (with 250 µm two-component epoxy resin), depending on salt content |
| Corrosive industrial waste water | C | K/K-max, F/F-max | Material variant available for selected sizes and depending on the fluid analysis |

29 The hydrocarbons mentioned may occur in very high concentrations due to the difference in specific weight and their low solubility. If this is the case, contact KSB. .

30 The required material variants highly depend on the operating hours, rotational speed and flow velocity.

31 Higher fluid temperatures on request.

## Impeller types per material variant, DIN/IEC motors

**Table 9:** Impeller types per material variant depending on the pump size, DIN/IEC motors

| Size | Bearing bracket | Impeller type | | | | | | | | | | | | | |
|---|---|---|---|---|---|---|---|---|---|---|---|---|---|---|---|
| | | K | | | | | D | | | F | | | | | E |
| | | Material variant | | | | | | | | | | | | | |
| | | G | G1 | GC | G2 | GH | G | G1 | G2 | G | G1 | GC | G2 | GH | G |
| 050-215 | B01 | - | - | - | - | - | - | - | - | ✗ | ✗ | ✗ | ✗ | ✗ | - |
| 050-215 | S01 | - | - | - | - | - | - | - | - | ✗ | ✗ | ✗ | ✗ | ✗ | - |
| 050-216 | B01 | - | - | - | - | - | - | - | - | ✗ | ✗ | ✗ | ✗ | ✗ | - |
| 050-216 | S01 | - | - | - | - | - | - | - | - | ✗ | ✗ | ✗ | ✗ | ✗ | - |
| 050-250 | B01 | ✗ | ✗ | ✗ | ✗ | ✗ | - | - | - | - | - | - | - | - | - |
| 050-250 | S01 | ✗ | ✗ | ✗ | ✗ | ✗ | - | - | - | - | - | - | - | - | - |
| 050-251 | B02 | ✗ | ✗ | ✗ | ✗ | ✗ | - | - | - | - | - | - | - | - | - |
| 050-251 | S02 | ✗ | ✗ | ✗ | ✗ | ✗ | - | - | - | - | - | - | - | - | - |
| 065-215 | B01 | - | - | - | - | - | - | - | - | ✗ | ✗ | ✗ | ✗ | ✗ | - |
| 065-215 | S01 | - | - | - | - | - | - | - | - | ✗ | ✗ | ✗ | ✗ | ✗ | - |
| 065-216 | B02 | - | - | - | - | - | - | - | - | - | - | - | - | - | ✗ |
| 065-216 | S02 | - | - | - | - | - | - | - | - | - | - | - | - | - | ✗ |
| 065-217 | B01 | - | - | - | - | - | - | - | - | ✗ | ✗ | ✗ | ✗ | ✗ | - |
| 065-217 | S01 | - | - | - | - | - | - | - | - | ✗ | ✗ | ✗ | ✗ | ✗ | - |
| 065-250 | B01 | ✗ | - | - | - | - | - | - | - | - | - | - | - | - | - |
| 065-250 | S01 | ✗ | - | - | - | - | - | - | - | - | - | - | - | - | - |
| 080-215 | B01 | - | - | - | - | - | - | - | - | ✗ | ✗ | ✗ | ✗ | ✗ | - |
| 080-215 | S01 | - | - | - | - | - | - | - | - | ✗ | ✗ | ✗ | ✗ | ✗ | - |
| 080-216 | B01 | - | - | - | - | - | - | - | - | ✗ | ✗ | ✗ | ✗ | ✗ | - |
| 080-216 | B02 | - | - | - | - | - | - | - | - | - | - | - | - | - | ✗ |
| 080-216 | S01 | - | - | - | - | - | - | - | - | ✗ | ✗ | ✗ | ✗ | ✗ | - |
| 080-216 | S02 | - | - | - | - | - | - | - | - | - | - | - | - | - | ✗ |
| 080-217 | B01 | - | - | - | - | - | - | - | - | ✗ | ✗ | ✗ | ✗ | ✗ | - |
| 080-217 | S01 | - | - | - | - | - | - | - | - | ✗ | ✗ | ✗ | ✗ | ✗ | - |
| 080-250 | B01 | ✗ | ✗ | ✗ | ✗ | ✗ | - | - | - | - | - | - | - | - | - |
| 080-250 | S01 | ✗ | ✗ | ✗ | ✗ | ✗ | - | - | - | - | - | - | - | - | - |
| 080-252 | B01 | - | - | - | - | - | - | - | - | ✗ | ✗ | ✗ | ✗ | ✗ | - |
| 080-252 | S01 | - | - | - | - | - | - | - | - | ✗ | ✗ | ✗ | ✗ | ✗ | - |
| 080-253 | B02 | - | - | - | - | - | - | - | - | ✗ | ✗ | ✗ | ✗ | ✗ | ✗ |
| 080-253 | S02 | - | - | - | - | - | - | - | - | ✗ | ✗ | ✗ | ✗ | ✗ | ✗ |
| 080-315 | B03 | ✗ | ✗ | ✗ | ✗ | ✗ | ✗ | ✗ | - | - | - | - | - | - | - |
| 080-315 | S03 | ✗ | ✗ | ✗ | ✗ | ✗ | ✗ | ✗ | - | - | - | - | - | - | - |
| 080-315 | S05 | - | - | - | - | - | ✗ | ✗ | - | - | - | - | - | - | - |
| 080-316 | B03 | - | - | - | - | - | ✗ | ✗ | - | - | - | - | - | - | - |
| 080-316 | S03 | - | - | - | - | - | ✗ | ✗ | - | - | - | - | - | - | - |
| 080-317 | B03 | - | - | - | - | - | ✗ | ✗ | - | ✗ | ✗ | ✗ | ✗ | ✗ | - |
| 080-317 | S03 | - | - | - | - | - | ✗ | ✗ | - | ✗ | ✗ | ✗ | ✗ | ✗ | - |
| 100-215 | B01 | - | - | - | - | - | - | - | - | ✗ | ✗ | - | ✗ | ✗ | - |
| 100-215 | S01 | - | - | - | - | - | - | - | - | ✗ | ✗ | - | ✗ | ✗ | - |
| 100-250 | B01 | - | - | - | - | - | – | – | - | - | - | - | - | - | – |
| 100-250 | S01 | - | - | - | - | - | – | – | - | - | - | - | - | - | ✗ |
| 100-251 | B02 | - | - | - | - | - | - | - | - | ✗ | ✗ | ✗ | ✗ | ✗ | - |
| 100-251 | S02 | - | - | - | - | - | - | - | - | ✗ | ✗ | ✗ | ✗ | ✗ | - |
| 100-252 | B01 | - | - | - | - | - | - | - | - | ✗ | - | - | - | - | - |
| 100-252 | S01 | - | - | - | - | - | - | - | - | ✗ | - | - | - | - | - |
| 100-253 | B02 | ✗ | ✗ | ✗ | ✗ | ✗ | ✗ | ✗ | - | ✗ | - | - | - | - | - |
| 100-253 | S02 | ✗ | ✗ | ✗ | ✗ | ✗ | ✗ | ✗ | - | ✗ | - | - | - | - | ✗ |
| 100-254 | B01 | ✗ | ✗ | ✗ | ✗ | ✗ | - | - | - | ✗ | ✗ | ✗ | ✗ | ✗ | - |
| 100-254 | S01 | ✗ | ✗ | ✗ | ✗ | ✗ | - | - | - | ✗ | ✗ | ✗ | ✗ | ✗ | - |
| 100-315 | S05 | - | - | - | - | - | ✗ | ✗ | - | - | - | - | - | - | - |
| 100-316 | B03 | ✗ | ✗ | ✗ | ✗ | ✗ | ✗ | ✗ | - | ✗ | ✗ | ✗ | ✗ | ✗ | - |

2580.5/29-EN

| Size | Bearing bracket | Impeller type | | | | | | | | | | | | | |
|---|---|---|---|---|---|---|---|---|---|---|---|---|---|---|---|
| | | K | | | | | D | | | F | | | | | E |
| | | Material variant | | | | | | | | | | | | | |
| | | G | G1 | GC | G2 | GH | G | G1 | G2 | G | G1 | GC | G2 | GH | G |
| 100-316 | S03 | ✗ | ✗ | ✗ | ✗ | ✗ | ✗ | ✗ | - | ✗ | ✗ | ✗ | ✗ | ✗ | - |
| 100-317 | S03 | - | - | - | - | - | - | - | - | - | - | - | - | - | ✗ |
| 100-400 | S04 | ✗ | ✗ | ✗ | - | - | - | - | - | - | - | - | - | - | - |
| 100-400 | S05 | ✗ | ✗ | ✗ | - | - | - | - | - | - | - | - | - | - | - |
| 100-401 | S04 | ✗ | ✗ | ✗ | ✗ | ✗ | - | - | - | ✗ | ✗ | - | ✗ | - | ✗ |
| 100-401 | S05 | ✗ | ✗ | ✗ | ✗ | ✗ | - | - | - | ✗ | ✗ | - | ✗ | - | ✗ |
| 100-403 | S04 | - | - | - | - | - | ✗ | ✗ | ✗ | - | - | - | - | - | - |
| 100-403 | S05 | - | - | - | - | - | ✗ | ✗ | ✗ | - | - | - | - | - | - |
| 150-251 | B02 | - | - | - | - | - | - | - | - | - | - | - | - | - | - |
| 150-251 | S02 | - | - | - | - | - | - | - | - | - | - | - | - | - | - |
| 150-253 | B02 | - | - | - | - | - | ✗ | ✗ | - | - | - | - | - | - | - |
| 150-253 | S02 | - | - | - | - | - | ✗ | ✗ | - | - | - | - | - | - | - |
| 150-315 | B03 | - | - | - | - | - | ✗ | ✗ | - | ✗ | ✗ | ✗ | ✗ | ✗ | - |
| 150-315 | S03 | - | - | - | - | - | ✗ | ✗ | - | ✗ | ✗ | ✗ | ✗ | ✗ | - |
| 150-317 | B03 | ✗ | ✗ | ✗ | ✗ | ✗ | ✗ | ✗ | ✗ | - | - | - | - | - | - |
| 150-317 | S03 | ✗ | ✗ | ✗ | ✗ | ✗ | ✗ | ✗ | ✗ | - | - | - | - | - | ✗ |
| 150-317 | S05 | ✗ | ✗ | ✗ | ✗ | ✗ | - | - | - | - | - | - | - | - | - |
| 150-400 | S04 | ✗ | ✗ | ✗ | ✗ | ✗ | - | - | - | - | - | - | - | - | - |
| 150-400 | S05 | ✗ | ✗ | ✗ | ✗ | ✗ | ✗ | ✗ | - | - | - | - | - | - | - |
| 150-401 | S04 | - | - | - | - | - | - | - | - | ✗ | ✗ | - | ✗ | - | ✗ |
| 150-401 | S05 | - | - | - | - | - | ✗ | ✗ | - | ✗ | ✗ | - | ✗ | - | ✗ |
| 150-401 | S06 | - | - | - | - | - | ✗ | ✗ | - | - | - | - | - | - | ✗ |
| 150-403 | S04 | ✗ | ✗ | ✗ | ✗ | ✗ | ✗ | ✗ | ✗ | - | - | - | - | - | - |
| 150-403 | S05 | ✗ | ✗ | ✗ | ✗ | ✗ | ✗ | ✗ | ✗ | - | - | - | - | - | - |
| 150-503 | S06 | ✗ | ✗ | - | - | - | ✗ | ✗ | ✗ | - | - | - | - | - | - |
| 150-503 | S07 | ✗ | ✗ | - | - | - | ✗ | ✗ | ✗ | - | - | - | - | - | - |
| 151-401 | S05 | - | - | - | - | - | - | - | - | - | - | - | - | - | - |
| 151-403 | S04 | ✗ | ✗ | ✗ | ✗ | ✗ | - | - | - | - | - | - | - | - | - |
| 151-403 | S05 | ✗ | ✗ | ✗ | ✗ | ✗ | - | - | - | - | - | - | - | - | - |
| 200-315 | B03 | ✗ | ✗ | ✗ | ✗ | ✗ | ✗ | ✗ | - | - | - | - | - | - | - |
| 200-315 | S03 | ✗ | ✗ | ✗ | ✗ | ✗ | ✗ | ✗ | - | - | - | - | - | - | - |
| 200-316 | B03 | ✗ | ✗ | ✗ | ✗ | ✗ | - | - | - | - | - | - | - | - | - |
| 200-316 | S03 | ✗ | ✗ | ✗ | ✗ | ✗ | - | - | - | - | - | - | - | - | - |
| 200-317 | B03 | ✗ | ✗ | ✗ | ✗ | ✗ | - | - | - | - | - | - | - | - | - |
| 200-317 | S03 | ✗ | ✗ | ✗ | ✗ | ✗ | - | - | - | - | - | - | - | - | - |
| 200-317 | S05 | ✗ | ✗ | ✗ | ✗ | ✗ | - | - | - | - | - | - | - | - | - |
| 200-318 | B03 | ✗ | ✗ | ✗ | ✗ | ✗ | - | - | - | - | - | - | - | - | - |
| 200-318 | S03 | ✗ | ✗ | ✗ | ✗ | ✗ | - | - | - | - | - | - | - | - | - |
| 200-330 | S04 | - | - | - | - | - | - | - | - | - | - | - | - | - | - |
| 200-330 | S05 | - | - | - | - | - | - | - | - | - | - | - | - | - | - |
| 200-400 | S05 | - | - | - | - | – | ✗ | ✗ | - | - | - | - | - | - | - |
| 200-400 | S06 | – | – | – | – | – | ✗ | ✗ | - | - | - | - | - | - | - |
| 200-401 | S04 | - | - | - | - | - | - | - | - | - | - | - | - | - | ✗ |
| 200-401 | S05 | - | - | - | - | - | - | - | - | - | - | - | - | - | ✗ |
| 200-401 | S06 | - | - | - | - | - | - | - | - | - | - | - | - | - | ✗ |
| 200-402 | S04 | ✗ | ✗ | ✗ | ✗ | ✗ | ✗ | ✗ | ✗ | - | - | - | - | - | - |
| 200-402 | S05 | ✗ | ✗ | ✗ | ✗ | ✗ | ✗ | ✗ | ✗ | - | - | - | - | - | - |
| 200-402 | S06 | ✗ | ✗ | ✗ | ✗ | ✗ | ✗ | ✗ | ✗ | - | - | - | - | - | - |
| 200-403 | S04 | ✗ | ✗ | ✗ | ✗ | ✗ | - | - | - | - | - | - | - | - | - |
| 200-403 | S05 | ✗ | ✗ | ✗ | ✗ | ✗ | - | - | - | - | - | - | - | - | - |
| 200-403 | S06 | ✗ | ✗ | ✗ | ✗ | ✗ | - | - | - | - | - | - | - | - | - |
| 200-405 | S04 | - | - | - | - | - | ✗ | ✗ | ✗ | - | - | - | - | - | - |
| 200-405 | S05 | - | - | - | - | - | ✗ | ✗ | ✗ | - | - | - | - | - | - |
| 200-405 | S06 | - | - | - | - | - | ✗ | ✗ | ✗ | - | - | - | - | - | - |

| Size | Bearing bracket | Impeller type | | | | | | | | | | | | | |
|---|---|---|---|---|---|---|---|---|---|---|---|---|---|---|---|
| | | K | | | | | D | | | F | | | | | E |
| | | Material variant | | | | | | | | | | | | | |
| | | G | G1 | GC | G2 | GH | G | G1 | G2 | G | G1 | GC | G2 | GH | G |
| 200-500 | S05 | - | - | - | - | - | - | - | - | - | - | - | - | - | ✗ |
| 200-500 | S06 | - | - | - | - | - | - | - | - | - | - | - | - | - | - |
| 200-500 | S07 | - | - | - | - | - | - | - | - | - | - | - | - | - | - |
| 200-501 | S06 | - | - | - | - | - | - | - | - | - | - | - | - | - | - |
| 200-503 | S06 | - | - | - | - | - | ✗ | ✗ | ✗ | - | - | - | - | - | - |
| 200-503 | S07 | - | - | - | - | - | ✗ | ✗ | ✗ | - | - | - | - | - | - |
| 200-504 | S06 | ✗ | ✗ | - | - | - | - | - | - | - | - | - | - | - | - |
| 200-504 | S07 | ✗ | ✗ | - | - | - | - | - | - | - | - | - | - | - | - |
| 200-505 | S06 | ✗ | ✗ | - | - | - | - | - | - | - | - | - | - | - | - |
| 200-505 | S07 | ✗ | ✗ | - | - | - | - | - | - | - | - | - | - | - | - |
| 200-631 | S07 | ✗ | ✗ | - | - | - | - | - | - | - | - | - | - | - | - |
| 200-631 | S08 | - | - | - | - | - | - | - | - | - | - | - | - | - | - |
| 250-400 | S04 | - | - | - | - | - | - | - | - | - | - | - | - | - | - |
| 250-400 | S05 | - | - | - | - | - | ✗ | ✗ | - | - | - | - | - | - | - |
| 250-400 | S06 | - | - | - | - | - | ✗ | ✗ | - | - | - | - | - | - | - |
| 250-401 | S04 | ✗ | ✗ | ✗ | ✗ | ✗ | - | - | - | - | - | - | - | - | - |
| 250-401 | S05 | ✗ | ✗ | ✗ | ✗ | ✗ | - | - | - | - | - | - | - | - | - |
| 250-401 | S06 | ✗ | ✗ | ✗ | ✗ | ✗ | - | - | - | - | - | - | - | - | - |
| 250-402 | S04 | - | - | - | - | - | ✗ | ✗ | ✗ | - | - | - | - | - | - |
| 250-402 | S05 | - | - | - | - | - | ✗ | ✗ | ✗ | - | - | - | - | - | - |
| 250-402 | S06 | - | - | - | - | - | ✗ | ✗ | ✗ | - | - | - | - | - | - |
| 250-403 | S04 | ✗ | ✗ | ✗ | ✗ | ✗ | - | - | - | - | - | - | - | - | - |
| 250-403 | S05 | ✗ | ✗ | ✗ | ✗ | ✗ | - | - | - | - | - | - | - | - | - |
| 250-403 | S06 | ✗ | ✗ | ✗ | ✗ | ✗ | - | - | - | - | - | - | - | - | - |
| 250-500 | S06 | - | - | - | - | - | - | - | - | - | - | - | - | - | ✗ |
| 250-500 | S07 | - | - | - | - | - | - | - | - | - | - | - | - | - | ✗ |
| 250-630 | S07 | - | - | - | - | - | - | - | - | - | - | - | - | - | ✗ |
| 250-630 | S08 | - | - | - | - | - | - | - | - | - | - | - | - | - | ✗ |
| 250-632 | S07 | ✗ | ✗ | - | - | - | - | - | - | - | - | - | - | - | - |
| 250-632 | S08 | ✗ | ✗ | - | - | - | - | - | - | - | - | - | - | - | - |
| 250-900 | S09 | ✗ | ✗ | - | - | - | - | - | - | - | - | - | - | - | - |
| 300-400 | S04 | ✗ | ✗ | ✗ | ✗ | ✗ | - | - | - | - | - | - | - | - | - |
| 300-400 | S05 | ✗ | ✗ | ✗ | ✗ | ✗ | ✗ | ✗ | - | - | - | - | - | - | - |
| 300-400 | S06 | - | - | - | - | - | ✗ | ✗ | - | - | - | - | - | - | - |
| 300-401 | S04 | ✗ | ✗ | ✗ | ✗ | ✗ | - | - | - | - | - | - | - | - | - |
| 300-401 | S05 | ✗ | ✗ | ✗ | ✗ | ✗ | - | - | - | - | - | - | - | - | - |
| 300-402 | S04 | - | - | - | - | - | ✗ | ✗ | ✗ | - | - | - | - | - | - |
| 300-402 | S05 | - | - | - | - | - | ✗ | ✗ | ✗ | - | - | - | - | - | - |
| 300-402 | S06 | - | - | - | - | - | ✗ | ✗ | ✗ | - | - | - | - | - | - |
| 300-403 | S05 | ✗ | ✗ | ✗ | ✗ | ✗ | - | - | - | - | - | - | - | - | - |
| 300-500 | S06 | ✗ | ✗ | - | - | - | - | - | - | - | - | - | - | - | - |
| 300-500 | S07 | ✗ | ✗ | - | - | - | - | - | - | - | - | - | - | - | - |
| 300-502 | S06 | - | - | - | - | - | ✗ | ✗ | ✗ | - | - | - | - | - | - |
| 300-502 | S07 | - | - | - | - | - | ✗ | ✗ | ✗ | - | - | - | - | - | - |
| 300-505 | S06 | ✗ | ✗ | - | - | - | ✗ | ✗ | ✗ | - | - | - | - | - | - |
| 300-505 | S07 | ✗ | ✗ | - | - | - | ✗ | ✗ | ✗ | - | - | - | - | - | - |
| 300-630 | S07 | - | - | - | - | - | - | - | - | - | - | - | - | - | ✗ |
| 300-630 | S08 | - | - | - | - | - | - | - | - | - | - | - | - | - | ✗ |
| 350-500 | S06 | ✗ | ✗ | - | - | - | - | - | - | - | - | - | - | - | - |
| 350-500 | S07 | ✗ | ✗ | - | - | - | - | - | - | - | - | - | - | - | - |
| 350-501 | S06 | - | - | - | - | - | - | - | - | - | - | - | - | - | - |
| 350-501 | S07 | - | - | - | - | - | - | - | - | - | - | - | - | - | - |
| 350-502 | S06 | - | - | - | - | - | ✗ | ✗ | ✗ | - | - | - | - | - | - |
| 350-502 | S07 | - | - | - | - | - | ✗ | ✗ | ✗ | - | - | - | - | - | - |

2580.5/29-EN

| Size | Bearing bracket | Impeller type | | | | | | | | | | | | | |
|---|---|---|---|---|---|---|---|---|---|---|---|---|---|---|---|
| | | K | | | | | D | | | F | | | | | E |
| | | Material variant | | | | | | | | | | | | | |
| | | G | G1 | GC | G2 | GH | G | G1 | G2 | G | G1 | GC | G2 | GH | G |
| 350-503 | S06 | ✗ | ✗ | - | - | - | ✗ | ✗ | ✗ | - | - | - | - | - | - |
| 350-503 | S07 | ✗ | ✗ | - | - | - | ✗ | ✗ | ✗ | - | - | - | - | - | - |
| 350-632 | S07 | ✗ | ✗ | - | - | - | - | - | - | - | - | - | - | - | - |
| 350-632 | S08 | ✗ | ✗ | - | - | - | - | - | - | - | - | - | - | - | - |
| 350-633 | S07 | ✗ | ✗ | - | - | - | - | - | - | - | - | - | - | - | - |
| 350-633 | S08 | ✗ | ✗ | - | - | - | - | - | - | - | - | - | - | - | - |
| 350-710 | S07 | - | - | - | - | - | - | - | - | - | - | - | - | - | ✗ |
| 350-710 | S08 | ✗ | ✗ | - | - | - | - | - | - | - | - | - | - | - | ✗ |
| 350-713 | S08 | ✗ | ✗ | - | - | - | - | - | - | - | - | - | - | - | - |
| 350-713 | S09 | ✗ | ✗ | - | - | - | - | - | - | - | - | - | - | - | - |
| 400-500 | S06 | ✗ | ✗ | - | - | - | - | - | - | - | - | - | - | - | - |
| 400-500 | S07 | ✗ | ✗ | - | - | - | - | - | - | - | - | - | - | - | - |
| 400-632 | S08 | ✗ | ✗ | - | - | - | - | - | - | - | - | - | - | - | - |
| 400-710 | S09 | ✗ | - | - | - | - | - | - | - | - | - | - | - | - | - |
| 400-713 | S09 | ✗ | ✗ | - | - | - | - | - | - | - | - | - | - | - | - |
| 400-900 | S09 | ✗ | ✗ | - | - | - | - | - | - | - | - | - | - | - | - |
| 500-632 | S08 | - | - | - | - | - | - | - | - | - | - | - | - | - | - |
| 500-634 | S07 | ✗ | ✗ | - | - | - | - | - | - | - | - | - | - | - | - |
| 500-634 | S08 | ✗ | ✗ | - | - | - | - | - | - | - | - | - | - | - | - |
| 500-710 | S09 | ✗ | ✗ | - | - | - | - | - | - | - | - | - | - | - | - |
| 500-900 | S09 | ✗ | - | - | - | - | - | - | - | - | - | - | - | - | - |
| 500-900 | S10 | ✗ | - | - | - | - | - | - | - | - | - | - | - | - | - |
| 600-520 | S07 | ✗ | - | - | - | - | - | - | - | - | - | - | - | - | - |
| 600-710 | S08 | ✗ | ✗ | - | - | - | - | - | - | - | - | - | - | - | - |
| 600-900 | S10 | ✗ | ✗ | - | - | - | - | - | - | - | - | - | - | - | - |
| 700-902 | S08 | ✗ | ✗ | - | - | - | - | - | - | - | - | - | - | - | - |
| 700-902 | S09 | ✗ | ✗ | - | - | - | - | - | - | - | - | - | - | - | - |
| 300-710 | S09 | - | - | - | - | - | - | - | - | - | - | - | - | - | ✗ |

### Nominal impeller diameters per bearing bracket and speed - for impeller type F

**Table 10:** Selection table[32)]

| Size | Bearing bracket | | 50 Hz | | | | 60 Hz | | | |
|---|---|---|---|---|---|---|---|---|---|---|
| | Sewatec | Sewabloc | 2900 | 1450 | 960 | 725 | 3500 | 1750 | 1160 | 875 |
| 050-215 | S01 | - | 210 | 210 | - | - | 160 | 210 | - | - |
| 050-215 | - | B01 | 210 | 210 | - | - | 160 | 210 | - | - |
| 050-216 | S01 | - | 210 | 210 | - | - | - | 210 | - | - |
| 050-216 | - | B01 | 210 | 210 | - | - | - | 210 | - | - |
| 065-215 | S01 | - | 210 | 210 | - | - | - | 210 | - | - |
| 065-215 | - | B01 | 210 | 210 | - | - | - | 210 | - | - |
| 065-217 | S01 | - | 200 | 200 | - | - | 200 | 200 | - | - |
| 065-217 | - | B01 | 200 | 200 | - | - | 200 | 200 | - | - |
| 080-215 | S01 | - | 200 | 200 | - | - | - | - | - | - |
| 080-215 | - | B01 | 200 | 200 | - | - | - | - | - | - |
| 080-216 | S01 | - | 210 | 210 | - | - | - | 210 | - | - |
| 080-216 | - | B01 | 210 | 210 | - | - | - | 210 | - | - |
| 080-217 | S01 | - | - | - | - | - | 200 | 200 | - | - |
| 080-217 | - | B01 | - | - | - | - | 200 | 200 | - | - |
| 080-252 | S01 | - | - | 250 | - | - | - | - | 250 | - |
| 080-252 | - | B01 | - | 250 | - | - | - | - | 250 | - |
| 080-253 | S02 | - | 210 | 265 | - | - | - | 265 | - | - |
| 080-253 | - | B02 | 210 | 265 | - | - | - | 265 | - | - |

32 Selection for a fluid density of 1.0 kg/dm³ -1.2 kg/dm³; higher densities on request only

| Size | Bearing bracket | | 50 Hz | | | | 60 Hz | | | |
|---|---|---|---|---|---|---|---|---|---|---|
| | Sewatec | Sewabloc | 2900 | 1450 | 960 | 725 | 3500 | 1750 | 1160 | 875 |
| 080-317 | S03 | - | 240 | 240 | - | - | - | 240 | 240 | - |
| 080-317 | - | B03 | 240 | 240 | - | - | - | 240 | 240 | - |
| 100-215 | S01 | - | - | 210 | - | - | - | 210 | - | - |
| 100-215 | - | B01 | - | 210 | - | - | - | 210 | - | - |
| 100-251 | S02 | - | - | 265 | - | - | - | 265 | - | - |
| 100-251 | - | B02 | - | 265 | - | - | - | 265 | - | - |
| 100-252 | S01 | - | - | 250 | 250 | - | - | - | 250 | - |
| 100-252 | - | B01 | - | 250 | 250 | - | - | - | 250 | - |
| 100-253 | S02 | - | - | 265 | - | - | - | 265 | - | - |
| 100-253 | - | B02 | - | 265 | - | - | - | 265 | - | - |
| 100-254 | S01 | - | - | 249 | 265 | - | - | - | 265 | - |
| 100-254 | - | B01 | - | 249 | 265 | - | - | - | 265 | - |
| 100-316 | S03 | - | - | 310 | - | - | - | 310 | - | - |
| 100-316 | - | B03 | - | 310 | - | - | - | 310 | - | - |
| 100-401 | S04 | - | - | 390 | 390 | - | - | - | 390 | 390 |
| 100-401 | S05 | - | - | 390 | 390 | - | - | - | 390 | 390 |
| 150-315 | S03 | - | - | - | 290 | | - | - | 290 | 290 |
| 150-315 | - | B03 | - | - | 290 | - | - | - | 290 | 290 |
| 150-401 | S04 | - | - | 390 | 390 | - | - | - | 390 | 390 |
| 150-401 | S05 | - | - | 390 | 390 | - | - | - | 390 | 390 |

2580.5/29-EN

## Nominal impeller diameters per bearing bracket and speed - for impeller type E

**Table 11:** Selection table[33)34)]

| Size | Bearing bracket | | 50 Hz | | | | | | 60 Hz | | | | | |
|---|---|---|---|---|---|---|---|---|---|---|---|---|---|---|
| | Sewatec | Sewabloc | 2900 | 1450 | 960 | 725 | 580 | 480 | 3500 | 1750 | 1160 | 875 | 700 | 585 |
| 065-216 | S02 | - | 183 | 183 | - | - | - | - | 183 | 183 | - | - | - | - |
| 065-216 | - | B02 | 183 | 183 | - | - | - | - | - | 183 | - | - | - | - |
| 080-216 | S02 | - | 210 | 210 | - | - | - | - | 180 | 210 | - | - | - | - |
| 080-216 | - | B02 | 210 | 210 | - | - | - | - | - | 210 | - | - | - | - |
| 080-253 | S02 | - | - | 270 | - | - | - | - | - | 270 | 270 | - | - | - |
| 080-253 | - | B02 | - | 270 | - | - | - | - | - | 270 | 270 | - | - | - |
| 100-250 | S01 | - | - | - | 245 | - | - | - | - | - | 245 | 245 | 245 | - |
| 100-253 | S02 | - | - | 270 | - | - | - | - | - | 270 | 270 | - | - | - |
| 100-253 | - | B02 | - | 270 | - | - | - | - | - | 270 | 270 | - | - | - |
| 100-317 | S03 | - | - | 328 | - | - | - | - | - | 328 | 328 | - | - | - |
| 100-401 | S04 | - | - | 412 | 412 | 412 | - | - | - | - | - | - | - | - |
| 100-401 | S05 | - | - | 412 | 412 | 412 | - | - | - | - | - | - | - | - |
| 150-317 | S03 | - | - | 320 | 320 | - | - | - | - | - | 320 | 320 | - | - |
| 150-401 | S05 | - | - | 384 | 407 | 407 | - | - | - | - | - | - | - | - |
| 150-401 | S06 | - | - | 407 | 407 | - | - | - | - | - | - | - | - | - |
| 200-401 | S05 | - | - | 351 | 400 | 400 | - | - | - | - | - | - | - | - |
| 200-401 | S06 | - | - | 400 | - | - | - | - | - | - | - | - | - | - |
| 200-500 | S05 | - | - | - | 450 | 508 | 508 | - | - | - | - | - | - | - |
| 200-500Ex | S05 | - | - | - | - | 500 | - | - | - | - | - | - | - | - |
| 250-500 | S06 | - | - | - | - | 475 | - | - | - | - | - | - | - | - |
| 250-500 | S07 | - | - | - | 516 | 516 | - | - | - | - | - | - | - | - |
| 250-630 | S07 | - | - | - | 540 | - | - | - | - | - | - | - | - | - |
| 250-630 | S08 | - | - | - | 640 | - | - | - | - | - | - | - | - | - |
| 300-630 | S07 | - | - | - | 530 | 640 | 640 | - | - | - | - | - | - | - |
| 300-630 | S08 | - | - | - | 640 | 640 | 640 | - | - | - | - | - | - | - |
| 350-710 | S07 | - | - | - | - | 740 | 740 | 740 | - | - | - | - | - | - |
| 350-710 | S08 | - | - | - | - | 740 | 740 | 740 | - | - | - | - | - | - |

33 Selection for a fluid density of 1.0 kg/dm³ -1.2 kg/dm³; higher densities on request only

34 For higher densities up to 1.2 kg/dm³ max.: refer to the corresponding table to select the impeller diameter per bearing bracket and speed.

## Nominal impeller diameters per bearing bracket and speed - for impeller type D

**Table 12:** Selection table[35)]

| Size | Bearing bracket | | 50 Hz | | | | 60 Hz | | | |
|---|---|---|---|---|---|---|---|---|---|---|
| | Sewatec | Sewabloc | 2900 | 1450 | 960 | 725 | 1750 | 1160 | 875 | 700 |
| 080-315 | S03 | - | - | 260 | - | - | - | - | - | - |
| 080-315 | S05 | - | 260 | - | - | - | 260 | - | - | - |
| 080-315 | - | B03 | - | 260 | - | - | - | - | - | - |
| 080-316 | S03 | - | - | 306 | - | - | - | 306 | - | - |
| 080-316 | - | B03 | - | 306 | - | - | - | 306 | - | - |
| 080-317 | S03 | - | 220 | 220 | - | - | 220 | 220 | - | - |
| 080-317 | - | B03 | 220 | 220 | - | - | 220 | 220 | - | - |
| 100-253 | S02 | - | - | 265 | 265 | - | - | 265 | - | - |
| 100-253 | - | B02 | - | 265 | 265 | - | - | 265 | - | - |
| 100-315 | S05 | - | 222 | - | - | - | 222 | - | - | - |
| 100-316 | S03 | - | - | 306 | - | - | - | 306 | - | - |
| 100-316 | - | B03 | - | 306 | 306 | - | - | 306 | - | - |
| 100-403 | S04 | - | - | 408 | 408 | - | - | 408 | - | - |
| 100-403 | S05 | - | - | 408 | 408 | - | 408 | 408 | - | - |
| 150-253 | S02 | - | - | 254 | 254 | - | - | 254 | - | - |
| 150-253 | - | B02 | - | 254 | 254 | - | - | 254 | - | - |
| 150-315 | S03 | - | - | 317 | 317 | - | - | 317 | 317 | - |
| 150-315 | - | B03 | - | 317 | 317 | - | - | 317 | 317 | - |
| 150-317 | S03 | B03 | - | 309 | 309 | - | 309 | 309 | - | - |
| 150-400 | S05 | - | - | 363 | - | - | - | 363 | - | - |
| 150-401 | S05 | - | - | - | 412 | - | - | - | - | - |
| 150-401 | S06 | - | - | 412 | - | - | - | 412 | - | - |
| 150-403 | S04 | - | - | 340 | 408 | - | - | 408 | - | - |
| 150-403 | S05 | - | - | 408 | 408 | - | 408 | 408 | - | - |
| 150-503 | S06 | - | - | 508 | - | - | 490 | 508 | - | - |
| 150-503 | S07 | - | - | 508 | - | - | 490 | 508 | - | - |
| 200-315 | S03 | - | - | 315 | 315 | - | - | 315 | 315 | - |
| 200-315 | - | B03 | - | 315 | 315 | - | - | 315 | 315 | - |
| 200-400 | S05 | - | - | - | 402 | - | - | - | - | - |
| 200-400 | S06 | - | - | 402 | - | - | - | 402 | - | - |
| 200-402 | S04 | - | - | - | 408 | - | - | 408 | - | - |
| 200-402 | S05 | - | - | 408 | 408 | - | - | 408 | - | - |
| 200-402 | S06 | - | - | 408 | 408 | - | - | 408 | - | - |
| 200-405 | S04 | - | - | - | 408 | - | - | 408 | - | - |
| 200-405 | S05 | - | - | 408 | 408 | - | - | 408 | - | - |
| 200-405 | S06 | - | - | 408 | 408 | - | 408 | 408 | - | - |
| 200-503 | S06 | - | - | - | 508 | - | - | 508 | - | - |
| 200-503 | S07 | - | - | 508 | 508 | - | 508 | 508 | - | - |
| 250-400 | S05 | - | - | - | 375 | - | - | | 375 | - |
| 250-400 | S06 | - | - | 375 | - | - | - | 375 | - | - |
| 250-402 | S04 | - | - | - | 408 | - | - | - | 408 | - |
| 250-402 | S05 | - | - | 408 | 408 | - | - | 408 | 408 | - |
| 250-402 | S06 | - | - | 408 | 408 | - | - | 408 | 408 | - |
| 300-400 | S05 | - | - | - | 408 | - | - | - | 408 | - |
| 300-400 | S06 | - | - | 408 | - | - | - | 408 | - | - |
| 300-402 | S04 | - | - | - | - | 408 | - | - | 408 | - |
| 300-402 | S05 | - | - | - | 408 | 408 | - | 408 | 408 | - |
| 300-402 | S06 | - | - | - | 408 | 408 | - | 408 | 408 | - |
| 300-502 | S06 | - | - | - | 460 | - | - | - | - | 508 |
| 300-502 | S07 | - | - | - | 508 | - | - | - | 508 | 508 |
| 300-505 | S06 | - | - | - | 508 | - | - | 508 | - | - |
| 300-505 | S07 | - | - | 508 | - | - | - | 508 | - | - |
| 350-502 | S06 | - | - | - | 430 | 508 | - | - | - | 508 |

35 Selection for a fluid density of 1.0 kg/dm³ -1.2 kg/dm³; higher densities on request only

2580.5/29-EN

| Size | Bearing bracket | | 50 Hz | | | | 60 Hz | | | |
|---|---|---|---|---|---|---|---|---|---|---|
| | Sewatec | Sewabloc | 2900 | 1450 | 960 | 725 | 1750 | 1160 | 875 | 700 |
| 350-502 | S07 | - | - | - | 508 | 508 | - | - | 508 | 508 |
| 350-503 | S06 | - | - | - | 508 | 508 | - | - | 508 | 508 |
| 350-503 | S07 | - | - | - | 508 | 508 | - | 508 | 508 | 508 |

2580.5/29-EN

## Nominal impeller diameters per bearing bracket and speed - for impeller type K

**Table 13:** Selection table[36)]

| Size | Bearing bracket | | 50 Hz | | | | | | 60 Hz | | | | | |
|---|---|---|---|---|---|---|---|---|---|---|---|---|---|---|
| | Sewatec | Sewabloc | 2900 | 1450 | 960 | 725 | 580 | 480 | 1750 | 1160 | 875 | 700 | 585 | 500 |
| 050-250 | S01 | - | - | 260 | 260 | - | - | - | - | 260 | 260 | - | - | - |
| 050-250 | - | B01 | - | 260 | 260 | - | - | - | - | 260 | 260 | - | - | - |
| 050-251 | S02 | - | 265 | - | - | - | - | - | 265 | - | - | - | - | - |
| 050-251 | - | B02 | 265 | - | - | - | - | - | 265 | - | - | - | - | - |
| 065-250 | S01 | - | - | 230 | 230 | - | - | - | - | 230 | 230 | - | - | - |
| 065-250 | - | B01 | - | 230 | 230 | - | - | - | - | 230 | 230 | - | - | - |
| 080-250 | S01 | - | - | 235 | - | - | - | - | - | 235 | - | - | - | - |
| 080-250 | - | B01 | - | 235 | - | - | - | - | - | 235 | - | - | - | - |
| 080-315 | S03 | - | 220 | - | - | - | - | - | 220 | - | - | - | - | - |
| 080-315 | - | B03 | 220 | - | - | - | - | - | 220 | - | - | - | - | - |
| 100-253 | S02 | - | - | 256 | - | - | - | - | 256 | 256 | - | - | - | - |
| 100-253 | - | B02 | - | 256 | - | - | - | - | 256 | 256 | - | - | - | - |
| 100-254 | S01 | - | - | 256 | - | - | - | - | - | - | - | - | - | - |
| 100-254 | - | B01 | - | 256 | - | - | - | - | - | - | - | - | - | - |
| 100-316 | S03 | - | - | 312 | - | - | - | - | 312 | - | - | - | - | - |
| 100-316 | - | B03 | - | 312 | - | - | - | - | 312 | - | - | - | - | - |
| 100-400 | S04 | - | - | 408 | 408 | - | - | - | - | 408 | 408 | - | - | - |
| 100-400 | S05 | - | - | 408 | 408 | - | - | - | - | 408 | 408 | - | - | - |
| 100-401 | S04 | - | - | 404 | 404 | - | - | - | - | 404 | 404 | - | - | - |
| 100-401 | S05 | - | - | 404 | 404 | - | - | - | - | 404 | 404 | - | - | - |
| 150-317 | S03 | - | - | 309 | 309 | - | - | - | 309 | 309 | - | - | - | - |
| 150-317 | - | B03 | - | 309 | 309 | - | - | - | - | 309 | - | - | - | - |
| 150-317 | S05 | - | - | 309 | 309 | - | - | - | 309 | 309 | - | - | - | - |
| 150-400 | S04 | - | - | 404 | 404 | - | - | - | - | 404 | 404 | - | - | - |
| 150-400 | S05 | - | - | 404 | 404 | - | - | - | - | 404 | 404 | - | - | - |
| 150-403 | S04 | - | - | - | 408 | - | - | - | - | 408 | - | - | - | - |
| 150-403 | S05 | - | - | 408 | 408 | - | - | - | 408 | 408 | - | - | - | - |
| 150-503 | S06 | - | - | 508 | - | - | - | - | 490 | 508 | - | - | - | - |
| 150-503 | S07 | - | - | 508 | - | - | - | - | 490 | 508 | - | - | - | - |
| 151-403 | S04 | - | - | - | 408 | - | - | - | - | 408 | - | - | - | - |
| 151-403 | S05 | - | - | 408 | 408 | - | - | - | 408 | 408 | - | - | - | - |
| 200-315 | S03 | - | - | - | 295 | - | - | - | - | 295 | 295 | - | - | - |
| 200-315 | - | B03 | - | - | 295 | - | - | - | - | 295 | 295 | - | - | - |
| 200-316 | S03 | - | - | - | 305 | - | - | - | - | 305 | 305 | - | - | - |
| 200-316 | - | B03 | - | - | 305 | - | - | - | - | 305 | 305 | - | - | - |
| 200-317 | S03 | - | - | 309 | 309 | - | - | - | - | 309 | - | - | - | - |
| 200-317 | - | B03 | - | 309 | 309 | - | - | - | - | 309 | - | - | - | - |
| 200-317 | S05 | - | - | 309 | 309 | - | - | - | - | 309 | - | - | - | - |
| 200-318 | S03 | - | - | 309 | - | - | - | - | - | 309 | - | - | - | - |
| 200-318 | - | B03 | - | 309 | - | - | - | - | - | 309 | - | - | - | - |
| 200-402 | S04 | - | - | 408 | 408 | - | - | - | - | 408 | 408 | - | - | - |
| 200-402 | S05 | - | - | 408 | 408 | - | - | - | - | 408 | 408 | - | - | - |
| 200-402 | S06 | - | - | 408 | 408 | - | - | - | - | 408 | 408 | - | - | - |
| 200-403 | S04 | - | - | - | 408 | - | - | - | - | 408 | - | - | - | - |
| 200-403 | S05 | - | - | 408 | 408 | - | - | - | - | 408 | - | - | - | - |
| 200-403 | S06 | - | - | - | - | - | - | - | 408 | - | - | - | - | - |
| 200-504 | S06 | - | - | - | 508 | - | - | - | - | 508 | - | - | - | - |
| 200-504 | S07 | - | - | 508 | 508 | - | - | - | - | 508 | - | - | - | - |
| 200-505 | S06 | - | - | - | 504 | - | - | - | - | 504 | - | - | - | - |
| 200-505 | S07 | - | - | 504 | 504 | - | - | - | 504 | 504 | - | - | - | - |
| 250-401 | S04 | - | - | 380 | 404 | - | - | - | - | 404 | 404 | - | - | - |
| 250-401 | S05 | - | - | 380 | 404 | - | - | - | - | 404 | 404 | - | - | - |
| 250-401 | S06 | - | - | 404 | - | - | - | - | - | - | - | - | - | - |

36 Selection for a fluid density of 1.0 kg/dm³ -1.2 kg/dm³; higher densities on request only

2580.5/29-EN

| Size | Bearing bracket | | 50 Hz | | | | | | 60 Hz | | | | | |
|---|---|---|---|---|---|---|---|---|---|---|---|---|---|---|
| | Sewatec | Sewabloc | 2900 | 1450 | 960 | 725 | 580 | 480 | 1750 | 1160 | 875 | 700 | 585 | 500 |
| 250-403 | S04 | - | - | - | 408 | 408 | - | - | - | 408 | 408 | - | - | - |
| 250-403 | S05 | - | - | 395 | 408 | 408 | - | - | - | 408 | 408 | - | - | - |
| 250-403 | S06 | - | - | 408 | - | - | - | - | 408 | - | - | - | - | - |
| 250-632 | S07 | - | - | - | 638 | - | - | - | - | - | - | - | - | - |
| 250-632 | S08 | - | - | - | - | - | - | - | - | 638 | - | - | - | - |
| 250-900 | S09 | - | - | - | 840 | - | - | - | - | - | 840 | - | - | - |
| 300-400 | S04 | - | - | - | 388 | 388 | 388 | - | - | - | 388 | 388 | - | - |
| 300-400 | S05 | - | - | - | 388 | 388 | 388 | - | - | 388 | 388 | 388 | - | - |
| 300-401 | S04 | - | - | - | 408 | 408 | 408 | - | - | - | 408 | 408 | - | - |
| 300-401 | S05 | - | - | - | 408 | 408 | 408 | - | - | 408 | 408 | 408 | - | - |
| 300-403 | S05 | - | - | - | 408 | 408 | 408 | - | - | 408 | 408 | 408 | - | - |
| 300-500 | S06 | - | - | - | 460 | - | - | - | - | - | - | 504 | - | - |
| 300-500 | S07 | - | - | - | 504 | - | - | - | - | - | 504 | 504 | - | - |
| 300-505 | S06 | - | - | - | 508 | - | - | - | - | 508 | - | - | - | - |
| 300-505 | S07 | - | - | 508 | - | - | - | - | - | 508 | - | - | - | - |
| 350-500 | S06 | - | - | - | 430 | 508 | 508 | - | - | - | - | 508 | - | - |
| 350-500 | S07 | - | - | - | 508 | 508 | 508 | - | - | - | 508 | 508 | - | - |
| 350-503 | S06 | - | - | - | 508 | 508 | 508 | - | - | 508 | 508 | 508 | - | - |
| 350-503 | S07 | - | - | - | 508 | - | - | - | - | - | - | - | - | - |
| 350-632 | S07 | - | - | - | 638 | - | - | - | - | - | 638 | - | - | - |
| 350-632 | S08 | - | - | - | 638 | - | - | - | - | - | 638 | - | - | - |
| 350-633 | S07 | - | - | - | 638 | - | - | - | - | 638 | - | - | - | - |
| 350-633 | S08 | - | - | - | - | - | - | - | - | 638 | - | - | - | - |
| 350-710 | S08 | - | - | - | 730 | - | - | - | - | - | 730 | - | - | - |
| 350-713 | S08 | - | - | - | 738 | - | - | - | - | 620 | - | - | - | - |
| 350-713 | S09 | - | - | - | 738 | - | - | - | - | 738 | - | - | - | - |
| 400-500 | S06 | - | - | - | - | 501 | 508 | - | - | - | 464 | 508 | - | - |
| 400-500 | S07 | - | - | - | 508 | 508 | 508 | - | - | - | 508 | 508 | - | - |
| 400-632 | S08 | - | - | - | 638 | 638 | - | - | - | - | 638 | - | - | - |
| 400-710 | S09 | - | - | - | 739 | 739 | - | - | - | - | 739 | - | - | - |
| 400-713 | S09 | - | - | - | 738 | - | - | - | - | 738 | 738 | - | - | - |
| 400-900 | S09 | - | - | - | 830 | - | - | - | - | - | 830 | - | - | - |
| 500-634 | S07 | - | - | - | 626 | 626 | 626 | - | - | - | 626 | 626 | 626 | - |
| 500-634 | S08 | - | - | - | 626 | 626 | 626 | - | - | - | 626 | 626 | 626 | - |
| 500-710 | S09 | - | - | - | 739 | - | - | - | - | - | 739 | - | - | - |
| 500-900 | S09 | - | - | - | - | 908 | 908 | - | - | - | - | 908 | 908 | - |
| 500-900 | S10 | - | - | - | - | 908 | 908 | - | - | - | - | 908 | 908 | - |
| 600-520 | S07 | - | - | - | - | 532 | - | - | - | - | - | 532 | - | - |
| 600-710 | S08 | - | - | - | - | 715 | 715 | - | - | - | - | 715 | 715 | - |
| 600-900 | S10 | - | - | - | - | 908 | 908 | - | - | - | - | 908 | 908 | - |
| 700-902 | S08 | - | - | - | - | - | 904 | 904 | - | - | - | 904 | 904 | 904 |
| 700-902 | S09 | - | - | - | - | 904 | 904 | - | - | - | - | - | - | - |

2580.5/29-EN

## Shaft seal

**Table 14:** Symbols key

| Symbol | Description |
|---|---|
| ✗ | Available |
| - | Not available |
| ■ | Non-standard |

**Table 15:** Available shaft seal types per bearing bracket

| Bearing bracket | | Standard design | | Standard variant[37] | | |
|---|---|---|---|---|---|---|
| Sewatec | Sewabloc | Mechanical seal with elastomer bellows (NBR, optional: Viton)40) [38] | Stationary mechanical seal with spring outside of fluid (KSB 4STC) | KSB 4STQ double cartridge mechanical seal [39] | Inboard mechanical seal with covered spring [39] | Gland packing |
| | | 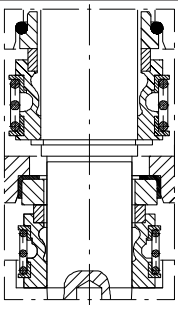 | 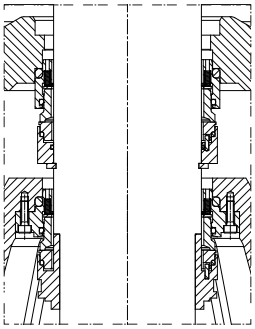 | 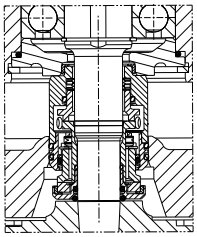 | 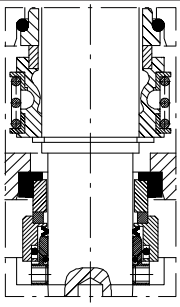 | 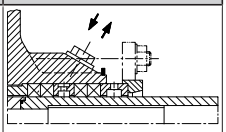 |
| S01 | – | ✗ | - | ✗ | ■ | - |
| – | B01 | ✗ | - | ✗ | ■ | - |
| S02 | – | ✗ | - | ✗ | ■ | - |
| – | B02 | ✗ | - | ✗ | ■ | - |
| S03 | – | ✗ | - | ✗ | ■ | - |
| – | B03 | ✗ | - | ✗ | ■ | - |
| S04 | – | ✗ | - | - | ✗ | - |
| S05 | – | ✗ | - | ■ | ✗ | ✗ |
| S06 | – | ✗ | - | - | ■ | ✗ |
| S07 | – | ✗ | - | - | ■ | ✗ |
| S08 | – | - | ✗ | ■ | - | ✗ |
| S09 | – | – | ✗ | ■ | - | ✗ |
| S10 | – | – | ✗ | ■ | - | ✗ |

2580.5/29-EN

37 The selection of standard variants or special designs will determine whether surcharges or longer delivery times apply.
38 For all types of waste water
39 For very abrasive fluids or fluids containing metallic particles (e.g. shavings from drilling)

## Technical data

### Impeller type F

**Table 16:** Key to the symbols

| Symbol | Description |
|---|---|
| ■ | Optional |
| ✗ | Standard |

**Table 17:** Overview

| Size | Bearing bracket | | Suction nozzle | Discharge nozzle | Pump data | | | | | | | Impeller | | | | |
|---|---|---|---|---|---|---|---|---|---|---|---|---|---|---|---|---|
| | | | | | | Shaft seal | | Pressure limits | | Inspection hole diameter | | | | | | |
| | Sewatec | Sewabloc | | | Torsional spring constant | Gland packing | Mechanical seal | Max. operating pressure | Max. test pressure | Casing | Flanged spacer | No. of impeller channels | Max. free passage | Max. impeller diameter | Min. impeller diameter | Moment of inertia J, based on water |
| | | | [mm] | [mm] | [Nm/rad] | | | [bar] | [bar] | [mm] | [mm] | | [mm] | [mm] | [mm] | [kgm²] |
| 050-215 | S01 | - | 65 | 50 | 13000 | - | ✗ | 10 | 15 | - | 80 | - | 42 | 210 | 130 | 0,09 |
| 050-215 | - | B01 | 65 | 50 | 13000 | - | ✗ | 10 | 15 | - | 80 | - | 42 | 210 | 130 | 0,09 |
| 050-216 | S01 | - | 65 | 50 | 13000 | - | ✗ | 10 | 15 | - | 80 | - | 25 | 210 | 120 | 0,025 |
| 050-216 | - | B01 | 65 | 50 | 13000 | - | ✗ | 10 | 15 | - | 80 | - | 25 | 210 | 120 | 0,025 |
| 065-215 | S01 | - | 80 | 65 | 13000 | - | ✗ | 6 | 9 | - | 80 | - | 65 | 210 | 120 | 0,025 |
| 065-215 | - | B01 | 80 | 65 | 13000 | - | ✗ | 6 | 9 | - | 80 | - | 65 | 210 | 120 | 0,025 |
| 065-217 | S01 | - | 80 | 65 | 13000 | - | ✗ | 7 | 10,5 | - | 80 | - | 65 | 200 | 120 | 0,02 |
| 065-217 | - | B01 | 80 | 65 | 13000 | - | ✗ | 7 | 10,5 | - | 80 | - | 65 | 200 | 120 | 0,02 |
| 080-215 | S01 | - | 100 | 80 | 13000 | - | ✗ | 6 | 9 | - | 120 | - | 76 | 200 | 120 | 0,025 |
| 080-215 | - | B01 | 100 | 80 | 13000 | - | ✗ | 6 | 9 | - | 120 | - | 76 | 200 | 120 | 0,025 |
| 080-216 | S01 | - | 100 | 80 | 13000 | - | ✗ | 7 | 10,5 | - | 120 | - | 80 | 210 | 120 | 0,025 |
| 080-216 | - | B01 | 100 | 80 | 13000 | - | ✗ | 7 | 10,5 | - | 120 | - | 80 | 210 | 120 | 0,025 |
| 080-217 | S01 | - | 100 | 80 | 13000 | - | ✗ | 6 | 9 | - | 120 | - | 76 | 200 | 120 | 0,025 |
| 080-217 | - | B01 | 100 | 80 | 13000 | - | ✗ | 6 | 9 | - | 120 | - | 76 | 200 | 120 | 0,025 |
| 080-252 | S01 | - | 100 | 80 | 13000 | - | ✗ | 6 | 9 | - | 120 | - | 76 | 210/250 | 150 | 0,095 |
| 080-252 | - | B01 | 100 | 80 | 13000 | - | ✗ | 6 | 9 | - | 120 | - | 76 | 210/250 | 150 | 0,095 |
| 080-253 | S02 | - | 100 | 80 | 50000 | - | ✗ | 8 | 12 | - | 120 | - | 76 | 265 | 150 | 0,14 |
| 080-253 | - | B02 | 100 | 80 | 50000 | - | ✗ | 8 | 12 | - | 120 | - | 76 | 265 | 150 | 0,14 |
| 080-317 | S03 | - | 100 | 80 | 80000 | - | ✗ | 10 | 15 | - | 120 | - | 76 | 240 | 150 | 0,14 |
| 080-317 | - | B03 | 100 | 80 | 80000 | - | ✗ | 10 | 15 | - | 120 | - | 76 | 240 | 150 | 0,14 |
| 100-215 | S01 | - | 100 | 100 | 13000 | - | ✗ | 6 | 9 | 100 | 120 | - | 100 | 210 | 120 | 0,025 |
| 100-215 | - | B01 | 100 | 100 | 13000 | - | ✗ | 6 | 9 | 100 | 120 | - | 100 | 210 | 120 | 0,025 |
| 100-251 | S02 | - | 100 | 100 | 50000 | - | ✗ | 6 | 9 | 118 | 120 | - | 100 | 265 | 249 | 0,119 |
| 100-251 | - | B02 | 100 | 100 | 50000 | - | ✗ | 6 | 9 | 118 | 120 | - | 100 | 265 | 249 | 0,119 |
| 100-252 | S01 | - | 100 | 100 | 50000 | - | ✗ | 6 | 9 | 118 | 120 | - | 100 | 210/265 | 170 | 0,119 |
| 100-252 | - | B01 | 100 | 100 | 50000 | - | ✗ | 6 | 9 | 118 | 120 | - | 100 | 210/265 | 170 | 0,119 |
| 100-253 | S02 | - | 100 | 100 | 50000 | - | ✗ | 6 | 9 | 118 | 120 | - | 100 | 265 | 249 | 0,119 |
| 100-253 | - | B02 | 100 | 100 | 50000 | - | ✗ | 6 | 9 | 118 | 120 | - | 100 | 265 | 249 | 0,119 |
| 100-254 | S01 | - | 100 | 100 | 13000 | - | ✗ | 6 | 9 | 118 | 120 | - | 100 | 210/265 | 170 | 0,119 |
| 100-254 | - | B01 | 100 | 100 | 13000 | - | ✗ | 6 | 9 | 118 | 120 | - | 100 | 210/265 | 170 | 0,119 |
| 100-316 | S03 | - | 150 | 100 | 80000 | - | ✗ | 6 | 9 | 90 | 150 | - | 100 | 310 | 236 | 0,075 |
| 100-316 | - | B03 | 150 | 100 | 80000 | - | ✗ | 6 | 9 | 90 | 150 | - | 100 | 310 | 236 | 0,075 |
| 100-401 | S04 | - | 125 | 100 | 190000 | - | ✗ | 10 | 15 | 120 | 120 | - | 100 | 390 | 325 | 0,475 |
| 100-401 | S05 | - | 125 | 100 | 220000 | ■ | ✗ | 10 | 15 | 120 | 120 | - | 100 | 390 | 325 | 0,475 |
| 150-315 | S03 | - | 150 | 150 | 80000 | - | ✗ | 6 | 9 | 118 | 150 | - | 120 | 290 | 250 | 0,214 |
| 150-315 | - | B03 | 150 | 150 | 80000 | - | ✗ | 6 | 9 | 118 | 150 | - | 120 | 290 | 250 | 0,214 |
| 150-401 | S04 | - | 150 | 150 | 190000 | - | ✗ | 10 | 15 | 120 | 200 | - | 135 | 390 | 325 | 0,475 |
| 150-401 | S05 | - | 150 | 150 | 220000 | ■ | ✗ | 10 | 15 | 120 | 200 | - | 135 | 390 | 325 | 0,475 |

## Impeller type E

**Table 18:** Key to the symbols

| Symbol | Description |
|---|---|
| ■ | Optional |
| ✗ | Standard |

**Table 19:** Overview

| Size | Bearing bracket | | Suction nozzle | Discharge nozzle | Pump data | | | | | | | Impeller | | | | |
|---|---|---|---|---|---|---|---|---|---|---|---|---|---|---|---|---|
| | | | | | | Shaft seal | | Pressure limits | | Inspection hole diameter | | | | | | |
| | Sewatec | Sewabloc | | | Torsional spring constant | Gland packing | Mechanical seal | Max. operat-ing pressure | Max. test pressure | Casing | Flanged spacer | No. of impeller channels | Max. free passage | Max. impeller dia-meter | Min. impeller dia-meter | Moment of inertia J, based on water |
| | | | [mm] | [mm] | [Nm/rad] | | | [bar] | [bar] | [mm] | [mm] | | [mm] | [mm] | [mm] | [kgm²] |
| 065-216 | S02 | - | 80 | 65 | 50000 | - | ✗ | 6 | 9 | - | 80 | - | 65 | 183 | 140 | 0,02 |
| 065-216 | - | B02 | 80 | 65 | 50000 | - | ✗ | 6 | 9 | - | 80 | - | 65 | 183 | 140 | 0,02 |
| 080-216 | S02 | - | 100 | 80 | 50000 | - | ✗ | 7 | 10,5 | - | 120 | - | 76 | 210 | 160 | 0,035 |
| 080-216 | - | B02 | 100 | 80 | 50000 | - | ✗ | 7 | 10,5 | - | 120 | - | 76 | 210 | 160 | 0,035 |
| 080-253 | S02 | - | 100 | 80 | 50000 | - | ✗ | 6 | 9 | - | 120 | - | 76 | 270 | 210 | 0,14 |
| 100-250 | S01 | - | 100 | 100 | 13000 | - | ✗ | 6 | 9 | 118 | 120 | - | 100 | 245 | - | 0,16 |
| 100-253 | S02 | - | 150 | 100 | 50000 | - | ✗ | 6 | 9 | 118 | 120 | - | 76 | 270 | 210 | 0,17 |
| 100-253 | - | B02 | 150 | 100 | 50000 | - | ✗ | 6 | 9 | 118 | 120 | - | 76 | 270 | 210 | 0,17 |
| 100-317 | S03 | - | 125 | 100 | 80000 | - | ✗ | 7 | 10,5 | 85 | 120 | - | 76 | 328 | 286 | 0,25 |
| 100-401 | S04 | - | 125 | 100 | 190000 | - | ✗ | 10 | 15 | 120 | 120 | - | 80 | 412 | 389 | 0,65 |
| 100-401 | S05 | - | 125 | 100 | 220000 | ■ | ✗ | 10 | 15 | 120 | 120 | - | 80 | 412 | 389 | 0,65 |
| 150-317 | S03 | - | 150 | 150 | 80000 | - | ✗ | 6 | 9 | 118 | 150 | - | 110 | 320 | 232 | 0,31 |
| 150-401 | S05 | - | 150 | 150 | 220000 | ■ | ✗ | 10 | 15 | 120 | 200 | - | 135 | 407 | 348 | 0,68 |
| 150-401 | S06 | - | 150 | 150 | 370000 | ■ | ✗ | 10 | 15 | 120 | 200 | - | 135 | 388 | 348 | 0,68 |
| 200-401 | S04 | - | 200 | 200 | 190000 | - | ✗ | 10 | 15 | 120 | 200 | - | 135 | 388 | 348 | 0,68 |
| 200-401 | S05 | - | 200 | 200 | 220000 | ■ | ✗ | 10 | 15 | 120 | 200 | - | 135 | 388 | 348 | 0,68 |
| 200-401 | S06 | - | 200 | 200 | 370000 | ■ | ✗ | 10 | 15 | 200 | 200 | - | 135 | 407 | 348 | 0,68 |
| 200-500 | S05 | - | 200 | 200 | 220000 | ■ | ✗ | 10 | 15 | 118 | 200 | - | 150 | 508 | 420 | 2,07 |
| 200-500Ex | S05 | - | 200 | 200 | 220000 | ■ | ✗ | 10 | 15 | 200 | 200 | - | 200 | 500 | 500 | 3,47 |
| 250-500 | S06 | - | 250 | 250 | 370000 | ■ | ✗ | 10 | 15 | 200 | 200 | - | 180 | 516 | 454 | 3,22 |
| 250-500 | S07 | - | 250 | 250 | 1020000 | ■ | ✗ | 10 | 15 | 200 | 200 | - | 180 | 516 | 454 | 3,22 |
| 250-630 | S07 | - | 250 | 250 | 1020000 | ■ | ✗ | 10 | 15 | 200 | 143 | - | 196 | 640 | 540 | 6,56 |
| 250-630 | S08 | - | 250 | 250 | 1400000 | ■ | ✗ | 10 | 15 | 200 | 143 | - | 196 | 640 | 540 | 6,56 |
| 300-630 | S07 | - | 300 | 300 | 1020000 | ■ | ✗ | 10 | 15 | 200 | 200 | - | 220 | 640 | 530 | 7,25 |
| 300-630 | S08 | - | 300 | 300 | 1400000 | ■ | ✗ | 10 | 15 | 200 | 200 | - | 220 | 640 | 530 | 7,25 |
| 350-710 | S07 | - | 400 | 350 | 1020000 | ■ | ✗ | 6 | 9 | 200 | 200 | - | 280 | 740 | 670 | 15,21 |
| 350-710 | S08 | - | 400 | 350 | 1400000 | ■ | ✗ | 6 | 9 | 200 | 200 | - | 280 | 740 | 670 | 15,21 |

## Impeller type D

**Table 20:** Key to the symbols

| Symbol | Description |
|---|---|
| ■ | Optional |
| ✗ | Standard |

**Table 21:** Overview

| Size | Bearing bracket | | Suction nozzle | Discharge nozzle | Pump data | | | | | | | Impeller | | | | |
|---|---|---|---|---|---|---|---|---|---|---|---|---|---|---|---|---|
| | | | | | | Shaft seal | | Pressure limits | | Inspection hole diameter | | | | | | |
| | Sewatec | Sewabloc | | | Torsional spring constant | Gland packing | Mechanical seal | Max. operating pressure | Max. test pressure | Casing | Flanged spacer | No. of impeller channels | Max. free passage | Max. impeller diameter | Min. impeller diameter | Moment of inertia J, based on water |
| | | | [mm] | [mm] | [Nm/rad] | | | [bar] | [bar] | [mm] | [mm] | | [mm] | [mm] | [mm] | [kgm²] |
| 080-315 | S03 | - | 100 | 80 | 80000 | - | ✗ | 10 | 15 | - | 120 | 1 | 70 | 260 | 242 | 0,124 |
| 080-315 | S05 | - | 100 | 80 | 220000 | - | ✗ | 10 | 15 | - | 120 | 1 | 70 | 260 | 242 | 0,124 |
| 080-315 | - | B03 | 100 | 80 | 80000 | - | ✗ | 10 | 15 | - | 120 | 1 | 70 | 260 | 242 | 0,124 |
| 080-316 | S03 | - | 125 | 80 | 80000 | - | ✗ | 10 | 15 | - | 120 | 1 | 70 | 306 | 280 | 0,222 |
| 080-316 | - | B03 | 125 | 80 | 80000 | - | ✗ | 10 | 15 | - | 120 | 1 | 70 | 306 | 280 | 0,222 |
| 080-317 | S03 | - | 100 | 80 | 80000 | - | ✗ | 10 | 15 | - | 120 | 1 | 75 | 220 | 180 | 0,0471 |
| 080-317 | - | B03 | 100 | 80 | 80000 | - | ✗ | 10 | 15 | - | 120 | 1 | 75 | 220 | 180 | 0,0471 |
| 100-253 | S02 | - | 150 | 100 | 50000 | - | ✗ | 6 | 9 | 118 | 120 | 1 | 76 | 265 | 234 | 0,115 |
| 100-253 | - | B02 | 150 | 100 | 50000 | - | ✗ | 6 | 9 | 118 | 120 | 1 | 76 | 265 | 234 | 0,115 |
| 100-315 | S05 | - | 125 | 100 | 220000 | - | ✗ | 10 | 15 | 100 | 120 | 1 | 75 | 222 | 196 | 0,065 |
| 100-316 | S03 | - | 150 | 100 | 80000 | - | ✗ | 10 | 15 | 100 | 150 | 1 | 85 | 306 | 270 | 0,223 |
| 100-316 | - | B03 | 150 | 100 | 80000 | - | ✗ | 10 | 15 | 100 | 150 | 1 | 85 | 306 | 270 | 0,223 |
| 100-403 | S04 | - | 200 | 100 | 190000 | ■ | ✗ | 10 | 15 | 100 | 150 | 2 | 76 | 408 | 300 | 0,5 |
| 100-403 | S05 | - | 200 | 100 | 220000 | ■ | ✗ | 10 | 15 | 100 | 150 | 2 | 76 | 408 | 300 | 0,5 |
| 150-253 | S02 | - | 150 | 150 | 50000 | - | ✗ | 6 | 9 | 120 | 150 | 1 | 100 | 76 | 225 | 0,150 |
| 150-253 | - | B02 | 150 | 150 | 50000 | - | ✗ | 6 | 9 | 120 | 150 | 1 | 100 | 254 | 225 | 0,150 |
| 150-315 | S03 | - | 150 | 150 | 80000 | - | ✗ | 6 | 9 | 118 | 150 | 1 | 100 | 317 | 280 | 0,289 |
| 150-315 | - | B03 | 150 | 150 | 80000 | - | ✗ | 6 | 9 | 118 | 150 | 1 | 100 | 317 | 280 | 0,289 |
| 150-317 | S03 | B03 | 200 | 150 | 80000 | - | ✗ | 6 | 9 | 118 | 200 | 2 | 76 | 309 | 250 | 0,17 |
| 150-400 | S05 | - | 200 | 150 | 220000 | ■ | ✗ | 10 | 15 | 100 | 200 | 1 | 100 | 363 | 326 | 0,573 |
| 150-401 | S05 | - | 250 | 150 | 220000 | ■ | ✗ | 10 | 15 | 120 | 200 | 1 | 110 | 412 | 370 | 0,999 |
| 150-401 | S06 | - | 250 | 150 | 370000 | ■ | ✗ | 10 | 15 | 120 | 200 | 1 | 110 | 412 | 370 | 0,999 |
| 150-403 | S04 | - | 200 | 150 | 190000 | ■ | ✗ | 10 | 15 | 100 | 200 | 2 | 76 | 408 | 340 | 0,53 |
| 150-403 | S05 | - | 200 | 150 | 220000 | ■ | ✗ | 10 | 15 | 100 | 200 | 2 | 76 | 408 | 340 | 0,53 |
| 150-503 | S06 | - | 200 | 150 | 370000 | ■ | ✗ | 11 | 16,5 | 118 | 200 | 2 | 76 | 508 | 400 | 1,13 |
| 150-503 | S07 | - | 200 | 150 | 102000 | ■ | ✗ | 11 | 16,5 | 118 | 200 | 2 | 76 | 508 | 400 | 1,13 |
| 200-315 | S03 | - | 200 | 200 | 80000 | - | ✗ | 6 | 9 | 118 | 200 | 1 | 100 | 315 | 280 | 0,261 |
| 200-315 | - | B03 | 200 | 200 | 80000 | - | ✗ | 6 | 9 | 118 | 200 | 1 | 100 | 315 | 280 | 0,261 |
| 200-400 | S05 | - | 250 | 200 | 220000 | ■ | ✗ | 10 | 15 | 125 | 200 | 1 | 100 | 402 | 355 | 0,825 |
| 200-400 | S06 | - | 250 | 200 | 370000 | ■ | ✗ | 10 | 15 | 125 | 200 | 1 | 100 | 402 | 355 | 0,825 |
| 200-402 | S04 | - | 250 | 200 | 190000 | ■ | ✗ | 10 | 15 | 140 | 200 | 3 | 80 | 408 | 300 | 0,5 |
| 200-402 | S05 | - | 250 | 200 | 220000 | ■ | ✗ | 10 | 15 | 140 | 200 | 3 | 80 | 408 | 300 | 0,5 |
| 200-402 | S06 | - | 250 | 200 | 370000 | ■ | ✗ | 10 | 15 | 140 | 200 | 3 | 80 | 408 | 300 | 0,5 |
| 200-405 | S04 | - | 250 | 200 | 190000 | ■ | ✗ | 10 | 15 | 140 | 200 | 2 | 90 | 408 | 300 | 0,55 |
| 200-405 | S05 | - | 250 | 200 | 220000 | ■ | ✗ | 10 | 15 | 140 | 200 | 2 | 90 | 408 | 300 | 0,55 |
| 200-405 | S06 | - | 250 | 200 | 370000 | ■ | ✗ | 10 | 15 | 140 | 200 | 2 | 90 | 408 | 300 | 0,55 |
| 200-503 | S06 | - | 250 | 200 | 370000 | ■ | ✗ | 10 | 15 | 118 | 200 | 2 | 90 | 508 | 400 | 1,2 |
| 200-503 | S07 | - | 250 | 200 | 102000 | ■ | ✗ | 10 | 15 | 118 | 200 | 2 | 90 | 508 | 400 | 1,2 |
| 250-400 | S05 | - | 250 | 250 | 220000 | ■ | ✗ | 10 | 15 | 143 | 200 | 1 | 120 | 375 | 320 | 0,653 |
| 250-400 | S06 | - | 250 | 250 | 370000 | ■ | ✗ | 10 | 15 | 143 | 200 | 1 | 120 | 375 | 320 | 0,653 |
| 250-402 | S04 | - | 250 | 250 | 190000 | ■ | ✗ | 10 | 15 | 143 | 200 | 3 | 106 | 398 | 300 | 0,6 |
| 250-402 | S05 | - | 250 | 250 | 220000 | ■ | ✗ | 10 | 15 | 143 | 200 | 3 | 106 | 398 | 300 | 0,6 |
| 250-402 | S06 | - | 250 | 250 | 370000 | ■ | ✗ | 10 | 15 | 143 | 200 | 3 | 106 | 398 | 300 | 0,6 |
| 300-400 | S05 | - | 300 | 300 | 220000 | ■ | ✗ | 10 | 15 | 143 | 200 | 1 | 150 | 408 | 375 | 0,925 |

| Size | Bearing bracket | | Suction nozzle | Discharge nozzle | Pump data | | | | | | | Impeller | | | | |
|---|---|---|---|---|---|---|---|---|---|---|---|---|---|---|---|---|
| | | | | | | Shaft seal | | Pressure limits | | Inspection hole diameter | | | | | | |
| | Sewatec | Sewabloc | | | Torsional spring constant | Gland packing | Mechanical seal | Max. operat-ing pressure | Max. test pressure | Casing | Flanged spacer | No. of impeller channels | Max. free passage | Max. impeller dia-meter | Min. impeller dia-meter | Moment of inertia J, based on water |
| | | | [mm] | [mm] | [Nm/rad] | | | [bar] | [bar] | [mm] | [mm] | | [mm] | [mm] | [mm] | [kgm²] |
| 300-400 | S06 | - | 300 | 300 | 370000 | ■ | ✗ | 10 | 15 | 143 | 200 | 1 | 150 | 408 | 375 | 0,925 |
| 300-402 | S04 | - | 300 | 300 | 190000 | ■ | ✗ | 10 | 15 | 143 | 200 | 3 | 100 | 408 | 300 | 0,63 |
| 300-402 | S05 | - | 300 | 300 | 220000 | ■ | ✗ | 10 | 15 | 143 | 200 | 3 | 100 | 408 | 300 | 0,63 |
| 300-402 | S06 | - | 300 | 300 | 370000 | ■ | ✗ | 10 | 15 | 143 | 200 | 3 | 100 | 408 | 300 | 0,63 |
| 300-502 | S06 | - | 300 | 300 | 370000 | ■ | ✗ | 10 | 15 | 143 | 200 | 2 | 102 | 508 | 400 | 2,5 |
| 300-502 | S07 | - | 300 | 300 | 102000 | ■ | ✗ | 10 | 15 | 143 | 200 | 2 | 102 | 508 | 400 | 2,5 |
| 300-505 | S06 | - | 300 | 300 | 370000 | ■ | ✗ | 10 | 15 | 143 | 200 | 2 | 127 | 508 | 400 | 2,5 |
| 300-505 | S07 | - | 300 | 300 | 102000 | ■ | ✗ | 10 | 15 | 143 | 200 | 2 | 127 | 508 | 400 | 2,5 |
| 350-502 | S06 | - | 350 | 350 | 370000 | ■ | ✗ | 6 | 9 | 143 | 200 | 2 | 145 | 508 | 400 | 3,5 |
| 350-502 | S07 | - | 350 | 350 | 102000 | ■ | ✗ | 6 | 9 | 143 | 200 | 2 | 145 | 508 | 400 | 3,5 |
| 350-503 | S06 | - | 350 | 350 | 370000 | ■ | ✗ | 6 | 9 | 143 | 200 | 2 | 140 | 508 | 400 | 3,5 |
| 350-503 | S07 | - | 350 | 350 | 102000 | ■ | ✗ | 6 | 9 | 143 | 200 | 2 | 140 | 508 | 400 | 3,5 |

2580.5/29-EN

## Impeller type K

**Table 22:** Key to the symbols

| Symbol | Description |
|---|---|
| ■ | Optional |
| ✗ | Standard |

**Table 23:** Overview

| Size | Bearing bracket | | Suction nozzle | Discharge nozzle | Pump data | | | | | | | Impeller | | | | |
|---|---|---|---|---|---|---|---|---|---|---|---|---|---|---|---|---|
| | | | | | | Shaft seal | | Pressure limits | | Inspection hole diameter | | | | | | |
| | Sewatec | Sewabloc | [mm] | [mm] | Torsional spring constant [Nm/rad] | Gland packing | Mechanical seal | Max. operating pressure [bar] | Max. test pressure [bar] | Casing [mm] | Flanged spacer [mm] | No. of impeller channels | Max. free passage [mm] | Max. impeller diameter [mm] | Min. impeller diameter [mm] | Moment of inertia J, based on water [kgm²] |
| 050-250 | S01 | - | 65 | 50 | 13000 | - | ✗ | 10 | 15 | - | 80 | 3 | 15 | 260 | 150 | 0,05 |
| 050-250 | - | B01 | 65 | 50 | 13000 | - | ✗ | 10 | 15 | - | 80 | 3 | 15 | 260 | 150 | 0,05 |
| 050-251 | S02 | - | 65 | 50 | 50000 | - | ✗ | 10 | 15 | - | 80 | 3 | 15 | 256 | 150 | 0,05 |
| 050-251 | - | B02 | 65 | 50 | 50000 | - | ✗ | 10 | 15 | - | 80 | 3 | 15 | 256 | 150 | 0,05 |
| 065-250 | S01 | - | 80 | 65 | 13000 | - | ✗ | 6 | 9 | - | 80 | 2 | 50 | 230 | 170 | 0,08 |
| 065-250 | - | B01 | 80 | 65 | 13000 | - | ✗ | 6 | 9 | - | 80 | 2 | 50 | 230 | 170 | 0,08 |
| 080-250 | S01 | - | 100 | 80 | 13000 | - | ✗ | 6 | 9 | - | 120 | 2 | 71 | 235 | 205 | 0,08 |
| 080-250 | - | B01 | 100 | 80 | 13000 | - | ✗ | 6 | 9 | - | 120 | 2 | 71 | 235 | 205 | 0,08 |
| 080-315 | S03 | - | 100 | 80 | 80000 | - | ✗ | 10 | 15 | - | 120 | 2 | 33 | 220 | 140 | 0,07 |
| 080-315 | S05 | - | 100 | 80 | 220000 | - | ✗ | 10 | 15 | - | 120 | 2 | 33 | 220 | 140 | 0,07 |
| 080-315 | - | B03 | 100 | 80 | 80000 | - | ✗ | 10 | 15 | - | 120 | 2 | 33 | 220 | 140 | 0,07 |
| 100-253 | S02 | - | 150 | 100 | 50000 | - | ✗ | 6 | 9 | 118 | 120 | 2 | 76 | 256 | 200 | 0,15 |
| 100-253 | - | B02 | 150 | 100 | 50000 | - | ✗ | 6 | 9 | 118 | 120 | 2 | 76 | 256 | 200 | 0,15 |
| 100-254 | S01 | - | 100 | 100 | 13000 | - | ✗ | 6 | 9 | 118 | 120 | 2 | 71 | 256 | 210 | 0,07 |
| 100-254 | - | B01 | 100 | 100 | 13000 | - | ✗ | 6 | 9 | 118 | 120 | 2 | 71 | 256 | 210 | 0,07 |
| 100-316 | S03 | - | 150 | 100 | 80000 | - | ✗ | 6 | 9 | 90 | 150 | 2 | 76 | 309 | 235 | 0,13 |
| 100-316 | - | B03 | 150 | 100 | 80000 | - | ✗ | 6 | 9 | 90 | 150 | 2 | 76 | 309 | 235 | 0,13 |
| 100-400 | S04 | - | 150 | 100 | 190000 | - | ✗ | 10 | 15 | 100 | 150 | 2 | 76 | 408 | 355 | 1,1 |
| 100-400 | S05 | - | 150 | 100 | 220000 | ■ | ✗ | 10 | 15 | 100 | 150 | 2 | 76 | 408 | 355 | 1,1 |
| 100-401 | S04 | - | 125 | 100 | 190000 | - | ✗ | 10 | 13 | 120 | 120 | 2 | 50 | 404 | 310 | 0,50 |
| 100-401 | S05 | - | 125 | 100 | 220000 | ■ | ✗ | 10 | 13 | 120 | 120 | 2 | 50 | 404 | 310 | 0,50 |
| 150-317 | S03 | - | 150 | 150 | 80000 | - | ✗ | 6 | 9 | 100 | 150 | 2 | 76 | 309 | 250 | 0,28 |
| 150-317 | S05 | - | 150 | 150 | 220000 | ■ | ✗ | 6 | 9 | 100 | 150 | 2 | 76 | 309 | 250 | 0,28 |
| 150-317 | - | B03 | 150 | 150 | 80000 | - | ✗ | 6 | 9 | 100 | 150 | 2 | 76 | 309 | 250 | 0,28 |
| 150-400 | S04 | - | 200 | 150 | 190000 | - | ✗ | 10 | 15 | 100 | 200 | 3 | 76 | 404 | 300 | 0,83 |
| 150-400 | S05 | - | 200 | 150 | 220000 | ■ | ✗ | 10 | 15 | 100 | 200 | 3 | 76 | 404 | 300 | 0,83 |
| 150-403 | S04 | - | 200 | 150 | 190000 | - | ✗ | 10 | 15 | 100 | 200 | 2 | 76 | 408 | 340 | 0,691 |
| 150-403 | S05 | - | 200 | 150 | 220000 | ■ | ✗ | 10 | 15 | 100 | 200 | 2 | 76 | 408 | 340 | 0,691 |
| 150-503 | S06 | - | 150 | 150 | 370000 | ■ | ✗ | 10 | 15 | 118 | 150 | 2 | 76 | 508 | 400 | 0,91 |
| 150-503 | S07 | - | 150 | 150 | 1020000 | ■ | ✗ | 10 | 15 | 118 | 150 | 2 | 76 | 508 | 400 | 0,91 |
| 151-403 | S04 | - | 200 | 150 | 190000 | - | ✗ | 10 | 15 | 100 | 200 | 2 | 76 | 408 | 300 | 0,691 |
| 151-403 | S05 | - | 200 | 150 | 220000 | ■ | ✗ | 10 | 15 | 100 | 200 | 2 | 76 | 408 | 300 | 0,691 |
| 200-315 | S03 | - | 200 | 200 | 80000 | - | ✗ | 6 | 9 | 118 | 200 | 3 | 70 | 295 | 210 | 0,22 |
| 200-315 | - | B03 | 200 | 200 | 80000 | - | ✗ | 6 | 9 | 118 | 200 | 3 | 70 | 295 | 210 | 0,22 |
| 200-316 | S03 | - | 200 | 200 | 80000 | - | ✗ | 6 | 9 | 118 | 200 | 2 | 100 | 305 | 230 | 0,22 |
| 200-316 | - | B03 | 200 | 200 | 80000 | - | ✗ | 6 | 9 | 118 | 200 | 2 | 100 | 305 | 230 | 0,22 |
| 200-317 | S03 | - | 200 | 200 | 80000 | - | ✗ | 4 | 6 | 118 | 200 | 3 | 76 | 309 | 240 | 0,40 |
| 200-317 | S05 | - | 200 | 200 | 220000 | ■ | ✗ | 4 | 6 | 118 | 200 | 3 | 76 | 309 | 240 | 0,40 |
| 200-317 | - | B03 | 200 | 200 | 80000 | - | ✗ | 4 | 6 | 118 | 200 | 3 | 76 | 309 | 240 | 0,40 |
| 200-318 | S03 | - | 200 | 200 | 80000 | - | ✗ | 4 | 6 | 118 | 200 | 2 | 100 | 309 | 230 | 0,28 |
| 200-318 | - | B03 | 200 | 200 | 80000 | - | ✗ | 4 | 6 | 118 | 200 | 2 | 100 | 309 | 230 | 0,28 |
| 200-401 | S04 | - | 200 | 200 | 190000 | - | ✗ | 10 | 15 | 200 | 200 | 3 | 80 | 408 | 300 | 0,52 |
| 200-402 | S04 | - | 200 | 200 | 190000 | - | ✗ | 10 | 15 | 140 | 200 | 3 | 80 | 408 | 300 | 0,52 |
| 200-402 | S05 | - | 200 | 200 | 220000 | ■ | ✗ | 10 | 15 | 140 | 200 | 3 | 80 | 408 | 300 | 0,52 |

| Size | Bearing bracket | | Suction nozzle | Discharge nozzle | Pump data | | | | | | | Impeller | | | | |
|---|---|---|---|---|---|---|---|---|---|---|---|---|---|---|---|---|
| | | | | | | Shaft seal | | Pressure limits | | Inspection hole diameter | | | | | | |
| | Sewatec | Sewabloc | | | Torsional spring constant | Gland packing | Mechanical seal | Max. operating pressure | Max. test pressure | Casing | Flanged spacer | No. of impeller channels | Max. free passage | Max. impeller diameter | Min. impeller diameter | Moment of inertia J, based on water |
| | | | [mm] | [mm] | [Nm/rad] | | | [bar] | [bar] | [mm] | [mm] | | [mm] | [mm] | [mm] | [kgm²] |
| 200-402 | S06 | - | 200 | 200 | 370000 | ■ | ✗ | 10 | 15 | 140 | 200 | 3 | 80 | 408 | 300 | 0,52 |
| 200-403 | S04 | - | 200 | 200 | 190000 | - | ✗ | 10 | 15 | 140 | 200 | 2 | 90 | 408 | 300 | 0,931 |
| 200-403 | S05 | - | 200 | 200 | 220000 | ■ | ✗ | 10 | 15 | 140 | 200 | 2 | 90 | 408 | 300 | 0,931 |
| 200-504 | S06 | - | 250 | 200 | 370000 | ■ | ✗ | 10 | 15 | 118 | 200 | 3 | 76 | 508 | 400 | 0,83 |
| 200-504 | S07 | - | 250 | 200 | 1020000 | ■ | ✗ | 10 | 15 | 118 | 200 | 3 | 76 | 508 | 400 | 0,83 |
| 200-505 | S06 | - | 250 | 200 | 370000 | ■ | ✗ | 10 | 15 | 118 | 200 | 2 | 90 | 508 | 400 | 1,636 |
| 200-505 | S07 | - | 250 | 200 | 1020000 | ■ | ✗ | 10 | 15 | 118 | 200 | 2 | 90 | 508 | 400 | 1,636 |
| 250-401 | S04 | - | 250 | 250 | 190000 | - | ✗ | 10 | 15 | 143 | 200 | 2 | 105 | 404 | 310 | 0,56 |
| 250-401 | S05 | - | 250 | 250 | 220000 | ■ | ✗ | 10 | 15 | 143 | 200 | 2 | 105 | 404 | 310 | 0,56 |
| 250-401 | S06 | - | 250 | 250 | 370000 | ■ | ✗ | 10 | 15 | 143 | 200 | 2 | 105 | 404 | 310 | 0,56 |
| 250-403 | S04 | - | 250 | 250 | 190000 | - | ✗ | 10 | 15 | 143 | 200 | 2 | 107 | 408 | 300 | 1,13 |
| 250-403 | S05 | - | 250 | 250 | 220000 | ■ | ✗ | 10 | 15 | 143 | 200 | 2 | 107 | 408 | 300 | 1,13 |
| 250-403 | S06 | - | 250 | 250 | 370000 | ■ | ✗ | 10 | 15 | 143 | 200 | 2 | 107 | 408 | 300 | 1,13 |
| 250-632 | S07 | - | 250 | 250 | 1020000 | ■ | ✗ | 11 | 16,5 | 143 | 200 | 3 | 105 | 638 | 500 | 5,684 |
| 250-632 | S08 | - | 250 | 250 | 1400000 | ■ | ✗ | 11 | 16,5 | 143 | 200 | 3 | 105 | 638 | 500 | 5,684 |
| 250-900 | S09 | - | 350 | 250 | 2500000 | ■ | ✗ | 13 | 19,5 | 100 | - | 3 | 110 | 840 | 717 | 19,03 |
| 300-400 | S04 | - | 300 | 300 | 190000 | - | ✗ | 10 | 15 | 143 | 200 | 3 | 100 | 388 | 332 | 0,75 |
| 300-400 | S05 | - | 300 | 300 | 220000 | ■ | ✗ | 10 | 15 | 143 | 200 | 3 | 100 | 388 | 332 | 0,75 |
| 300-401 | S04 | - | 300 | 300 | 190000 | - | ✗ | 10 | 15 | 143 | 200 | 2 | 135 | 408 | 367 | 0,75 |
| 300-401 | S05 | - | 300 | 300 | 220000 | ■ | ✗ | 10 | 15 | 143 | 200 | 2 | 135 | 408 | 367 | 0,75 |
| 300-403 | S05 | - | 300 | 300 | 220000 | ■ | ✗ | 10 | 15 | 143 | 200 | 2 | 110 | 408 | 300 | 1,439 |
| 300-500 | S06 | - | 300 | 300 | 370000 | ■ | ✗ | 6 | 9 | 143 | 200 | 3 | 100 | 504 | 430 | 1,48 |
| 300-500 | S07 | - | 300 | 300 | 1020000 | ■ | ✗ | 6 | 9 | 143 | 200 | 3 | 100 | 504 | 430 | 1,48 |
| 300-505 | S06 | - | 300 | 300 | 370000 | ■ | ✗ | 10 | 15 | 143 | 200 | 3 | 127 | 508 | 400 | 2,919 |
| 300-505 | S07 | - | 300 | 300 | 1020000 | ■ | ✗ | 10 | 15 | 143 | 200 | 3 | 127 | 508 | 400 | 2,919 |
| 350-500 | S06 | - | 350 | 350 | 370000 | ■ | ✗ | 6 | 9 | 143 | 200 | 3 | 110 | 508 | 393 | 3,12 |
| 350-500 | S07 | - | 350 | 350 | 1020000 | ■ | ✗ | 6 | 9 | 143 | 200 | 3 | 110 | 508 | 393 | 3,12 |
| 350-503 | S06 | - | 350 | 350 | 370000 | ■ | ✗ | 6 | 9 | 143 | 200 | 2 | 140 | 508 | 400 | 4,073 |
| 350-503 | S07 | - | 350 | 350 | 1020000 | ■ | ✗ | 6 | 9 | 143 | 200 | 2 | 140 | 508 | 400 | 4,073 |
| 350-632 | S07 | - | 350 | 350 | 1020000 | ■ | ✗ | 10 | 15 | 143 | 200 | 3 | 140 | 638 | 500 | 6,451 |
| 350-632 | S08 | - | 350 | 350 | 1400000 | ■ | ✗ | 10 | 15 | 143 | 200 | 3 | 140 | 638 | 500 | 6,451 |
| 350-633 | S07 | - | 350 | 350 | 1020000 | ■ | ✗ | 10 | 15 | 143 | 200 | 2 | 140 | 638 | 500 | 6,978 |
| 350-633 | S08 | - | 350 | 350 | 1400000 | ■ | ✗ | 10 | 15 | 143 | 200 | 2 | 140 | 638 | 500 | 6,978 |
| 350-710 | S08 | - | 400 | 350 | 1400000 | ■ | ✗ | 10 | 15 | 143 | 200 | 3 | 110 | 730 | 580 | 10,6 |
| 350-713 | S08 | - | 350 | 350 | 1400000 | ■ | ✗ | 13 | 19,5 | 143 | 200 | 2 | 125 | 738 | 580 | 14,557 |
| 350-713 | S09 | - | 350 | 350 | 1500000 | ■ | ✗ | 13 | 19,5 | 143 | 200 | 2 | 125 | 738 | 580 | 14,557 |
| 400-500 | S06 | - | 400 | 400 | 370000 | ■ | ✗ | 6 | 9 | 200 | 200 | 3 | 130 | 508 | 355 | 3,37 |
| 400-500 | S07 | - | 400 | 400 | 1020000 | ■ | ✗ | 6 | 9 | 200 | 200 | 3 | 130 | 508 | 355 | 3,37 |
| 400-632 | S08 | - | 500 | 400 | 1400000 | ■ | ✗ | 6 | 9 | 200 | 200 | 3 | 142 | 638 | 527 | 9,074 |
| 400-710 | S09 | - | 500 | 400 | 2500000 | ■ | ✗ | 10 | 15 | 150 | 200 | 3 | 145 | 739 | 587 | 16,0 |
| 400-713 | S09 | - | 500 | 400 | 2500000 | ■ | ✗ | 8 | 13,5 | 200 | 200 | 2 | 145 | 738 | 580 | 15,894 |
| 400-900 | S09 | - | 500 | 400 | 2500000 | ■ | ✗ | 13 | 19,5 | 143 | - | 3 | 125 | 830 | 659 | 17,79 |
| 500-634 | S07 | - | 500 | 500 | 1020000 | ■ | ✗ | 5 | 7,5 | 200 | 200 | 3 | 132 | 638 | 500 | 9,503 |
| 500-634 | S08 | - | 500 | 500 | 1400000 | ■ | ✗ | 5 | 7,5 | 200 | 200 | 3 | 132 | 638 | 500 | 9,503 |
| 500-710 | S09 | - | 500 | 500 | 2500000 | ■ | ✗ | 8 | 12 | 200 | - | 3 | 150 | 700 | 586 | 16,0 |
| 500-900 | S09 | - | 600 | 500 | 2500000 | ■ | ✗ | 9 | 13,5 | 200 | - | 3 | 178 | 908 | 721 | 45,0 |
| 500-900 | S10 | - | 600 | 500 | 5000000 | ■ | ✗ | 9 | 13,5 | 200 | - | 3 | 178 | 908 | 721 | 45,0 |
| 600-520 | S07 | - | 500 | 600 | 1020000 | ■ | ✗ | 4 | 6 | 200 | 200 | 3 | 145 | 532 | 457 | 7,02 |
| 600-710 | S08 | - | 600 | 600 | 1400000 | ■ | ✗ | 4 | 6 | 200 | 200 | 3 | 165 | 736 | 664 | 16,96 |

2580.5/29-EN

| Size | Bearing bracket | | Suction nozzle | Discharge nozzle | Pump data | | | | | | | Impeller | | | | |
|---|---|---|---|---|---|---|---|---|---|---|---|---|---|---|---|---|
| | | | | | | Shaft seal | | Pressure limits | | Inspection hole diameter | | | | | | |
| | Sewatec | Sewabloc | | | Torsional spring constant | Gland packing | Mechanical seal | Max. operat-ing pressure | Max. test pressure | Casing | Flanged spacer | No. of impeller channels | Max. free passage | Max. impeller dia-meter | Min. impeller dia-meter | Moment of inertia J, based on water |
| | | | [mm] | [mm] | [Nm/rad] | | | [bar] | [bar] | [mm] | [mm] | | [mm] | [mm] | [mm] | [kgm²] |
| 600-900 | S10 | - | 700 | 600 | 5000000 | ■ | ✗ | 9 | 13,5 | 200 | - | 3 | 180 | 908 | 760 | 50,0 |
| 700-902 | S08 | - | 800 | 700 | 1400000 | ■ | ✗ | 3,5 | 5 | 200 | 200 | 3 | 190 | 904 | 738 | 40,0 |
| 700-902 | S09 | - | 800 | 700 | 1500000 | ■ | ✗ | 4,7 | 6,11 | 200 | 200 | 3 | 190 | 904 | 738 | 40,0 |

### Speeds for Sewatec 3H

As standard, electric motors of B5/V1 type of construction are used up to 200 L, and B3 type of construction for 225 S and larger.

**Table 24:** Pump speeds of Sewatec 3H [rpm]

| Characteristic | | Value | | | | | | | | | | | | |
|---|---|---|---|---|---|---|---|---|---|---|---|---|---|---|
| Transmission ratio [ i ] | | 1,0 | 1,06 | 1,12 | 1,2 | 1,25 | 1,34 | 1,4 | 1,5 | 1,6 | 1,7 | 1,8 | 1,9 | 2,0 |
| $n_M$ [rpm] | 960 | - | - | - | - | - | - | 685 | 640 | 600 | 565 | 535 | 505 | 480 |
| | 1450 | 1450 | 1540 | 1620 | 1740 | 1810 | 1940 | 2030 | 2180 | 2320 | 2470 | 2610 | 2760 | 2900 |
| | | 1450 | 1370 | 1295 | 1210 | 1160 | 1080 | 1035 | 965 | 905 | 850 | 805 | 765 | 725 |
| | 2900 | 2900 | 2735 | 2590 | 2415 | 2320 | 2165 | 2070 | 1935 | 1815 | 1705 | 1610 | 1525 | 1450 |

**Note:**

- Refer to the speed curves for the maximum permissible speed.
- F, E and D impellers cannot be trimmed. They are available in several sizes for each nominal diameter.
- K impellers can be trimmed. For reasons of efficiency it is preferable to adjust the pump set to the duty point by means of the above transmission ratios.
- The maximum transmission ratio equals 2:1.
- 4-pole motors should be preferred to 2-pole motors as they have lower running noises.
- For cost reasons 4-pole motors are preferable to motors with more than 4 poles.
- Flywheels can be fitted, if the specified centre distances and pulley diameters are observed.

### Motor ratings

**Table 25:** Motor ratings, 50 Hz

| Motor size | Motor rating to IEC IP 55 [kW][40] | | | |
|---|---|---|---|---|
| | 50 Hz | | | |
| | 2900 rpm | 1450 rpm | 960 rpm | 750 rpm |
| 100 L | 3 | 2,2<br>3 | 1,5 | 0,75<br>1,1 |
| 112 M | 4 | 4 | 2,2 | 1,5 |
| 132 S | 5,5<br>7,5 | 5,5 | 3 | 2,2 |
| 132 M | - | 7,5 | 4<br>5,5 | 3 |
| 160 M | 11<br>15 | 11 | 7,5 | 4<br>5,5 |
| 160 L | 18,5 | 15 | 11 | 7,5 |
| 180 M | 22 | 18,5 | - | - |
| 180 L | - | 22 | 15 | 11 |
| 200 L | 30<br>37 | 30 | 18,5<br>22 | 15 |
| 225 S | - | 37 | - | 18,5 |
| 225 M | 45 | 45 | 30 | 22 |
| 250 M | 55 | 55 | 37 | 30 |
| 280 S | 75 | 75 | 45 | 37 |
| 280 M | 90 | 90 | 55 | 45 |
| 315 S | 110 | 110 | 75 | 55 |
| 315 M | 132 | 132 | 90 | 75 |
| 315 L | - | 160<br>200 | 110<br>132<br>160<br>200 | 90<br>110<br>132 |
| 315 (Siemens 1LA8) | - | 250<br>315 | 250 | 160<br>200 |

2580.5/29-EN

40 The motor ratings per motor size may differ, depending on the make.

| Motor size | Motor rating to IEC IP 55 [kW][40)] | | | |
|---|---|---|---|---|
| | 50 Hz | | | |
| | 2900 rpm | 1450 rpm | 960 rpm | 750 rpm |
| 355 (Siemens 1LA8) | - | 355<br>400<br>500 | 315<br>355<br>400 | 250<br>315 |
| 400 (Siemens 1LA8) | - | 560<br>630<br>710 | 450<br>500<br>560 | 355<br>400<br>425<br>450 |
| 450 (Siemens 1LA8) | - | - | 615<br>630<br>690 | 485<br>500<br>545<br>560<br>600<br>630 |

**Table 26:** Motor ratings, 60 Hz

| Motor size | Motor rating to[40)] nach IEC IP 55 [kW] | | |
|---|---|---|---|
| | 1750 rpm | 1160 rpm | 875 rpm |
| 100 L | 2,55<br>3,45 | 1,75 | 1,3 |
| 112 M | 4,55 | 2,55 | 1,75 |
| 132 S | 6,3 | 3,45 | 2,55 |
| 132 M | 8,6 | 4,6<br>6,3 | 3,45 |
| 160 M | 12,6 | 8,6 | 4,6<br>6,3 |
| 160 L | 17,3 | 12,6 | 8,6 |
| 180 M | 18,5 | - | - |
| 180 L | 25,3 | 18 | 13,2 |
| 200 L | 34,5 | 22<br>26,5 | 18 |
| 225 S | 42,5 | - | 22 |
| 225 M | 52 | 36 | 26,5 |
| 250 M | 63 | 44,5 | 36 |
| 280 S | 86 | 54 | 44,5 |
| 280 M | 104 | 66 | 54 |
| 315 S | 127 | 90 | 66 |
| 315 M | 152 | 108 | 90 |
| 315 L | 184<br>230<br>300<br>400 | 132<br>158<br>192<br>240 | 108<br>132<br>158 |
| 315 (Siemens 1LA8) | 288<br>362 | - | - |
| 355 (Siemens 1LA8) | 408<br>460<br>575 | - | - |
| 400 (Siemens 1LA8) | 644<br>725 | - | - |

## Power reserve

| Pump input power | Recommended power reserve for the drive |
|---|---|
| [kW] | [%] |
| ≤ 7,5 | ≈ 30 (≥ 1 kW) |
| > 7,5 to 22 | ≈ 20 |
| > 22 to 55 | ≈ 15 |
| > 55 | ≈ 10 |

## Selection charts

### Sewatec/Sewabloc F + *F-max, n = 2900-960 rpm (speed-based selection chart)

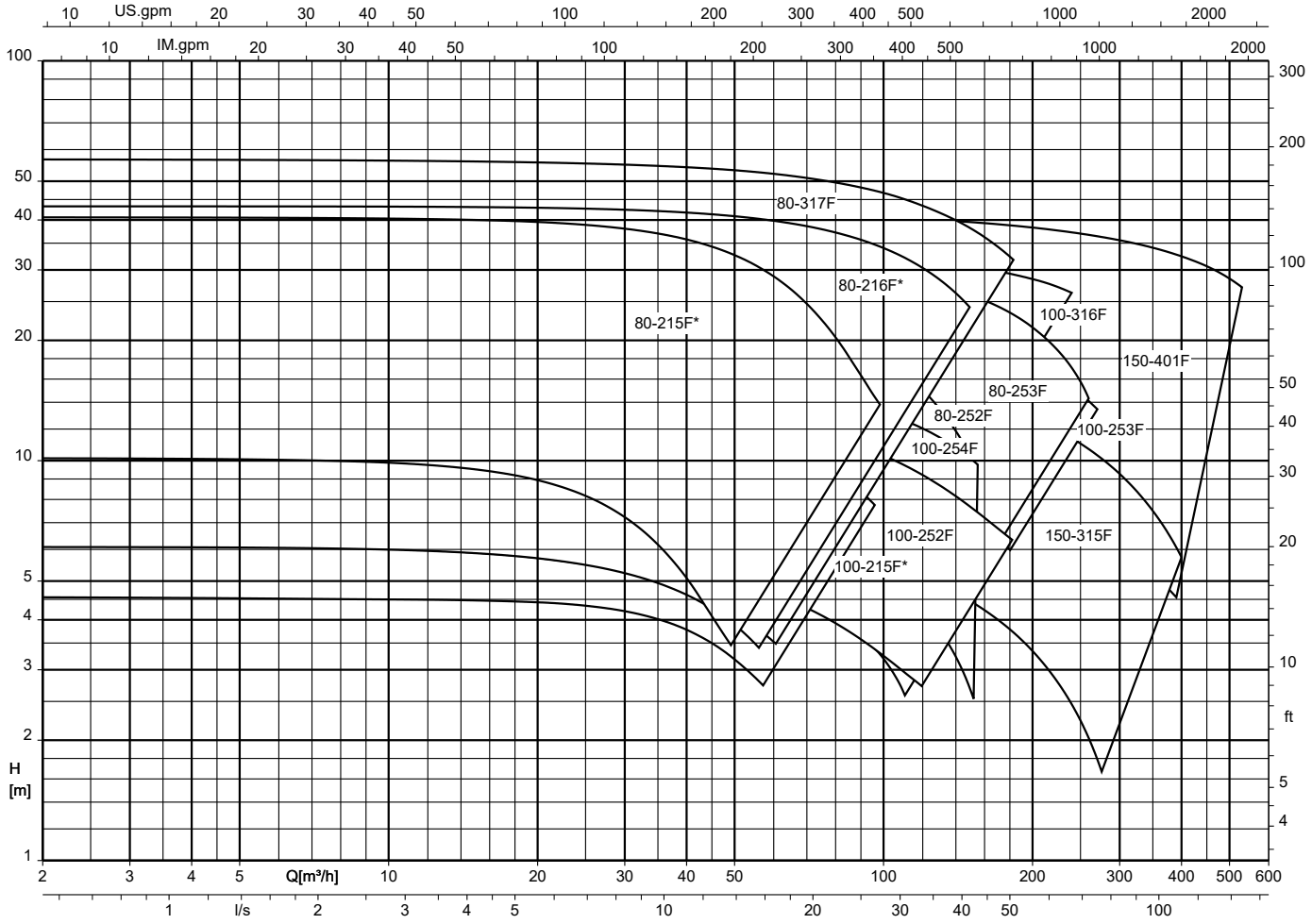

## Sewatec/Sewabloc F + *F-max, n = 2900/1450/960 rpm (diameter-based selection chart)

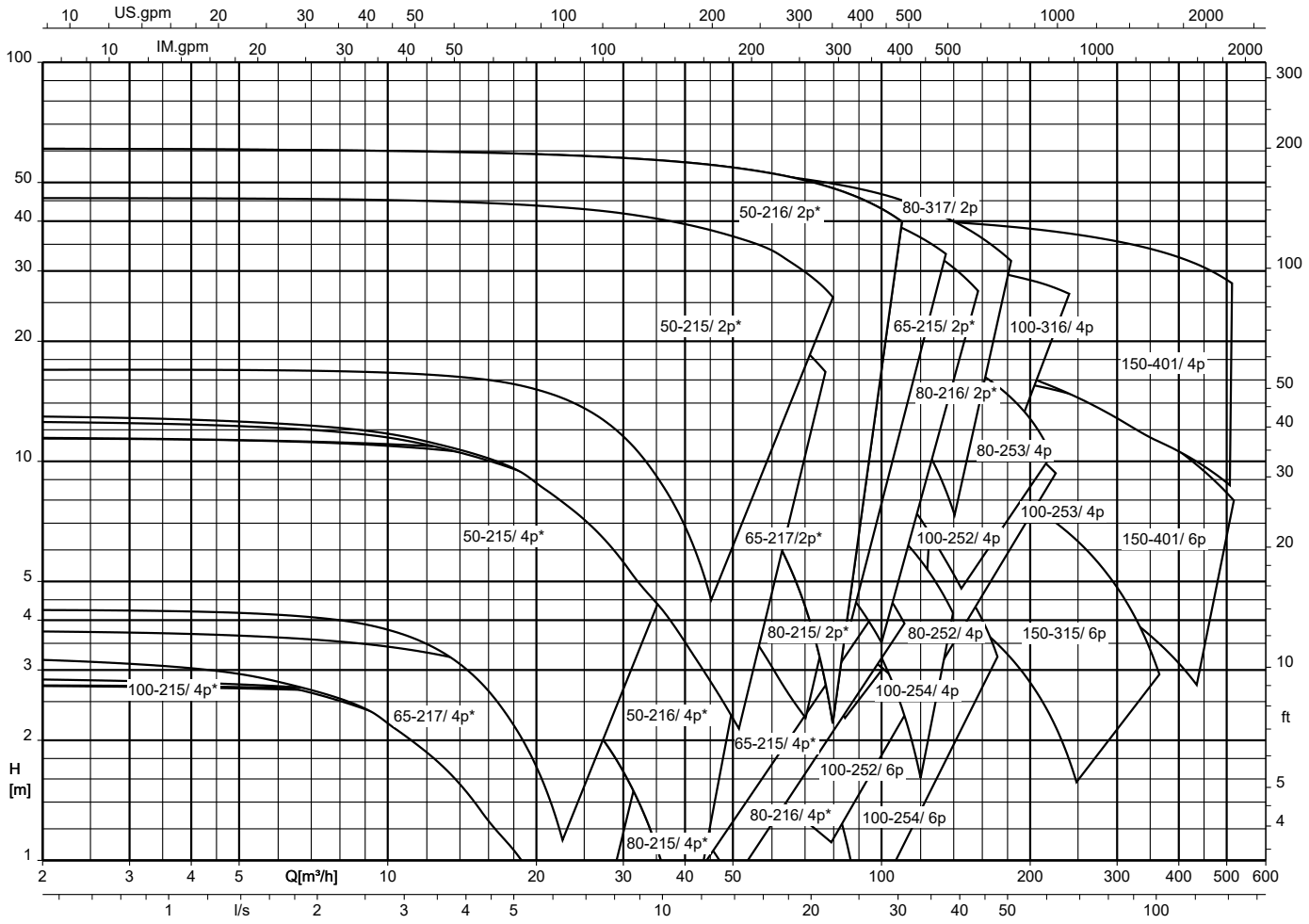

## Sewatec/Sewabloc E + *E-max, n = 1450-480 rpm (speed-based selection chart)



**Sewatec/Sewabloc E + *E-max, n = 1450/960/725/580/480 rpm (diameter-based selection chart)**

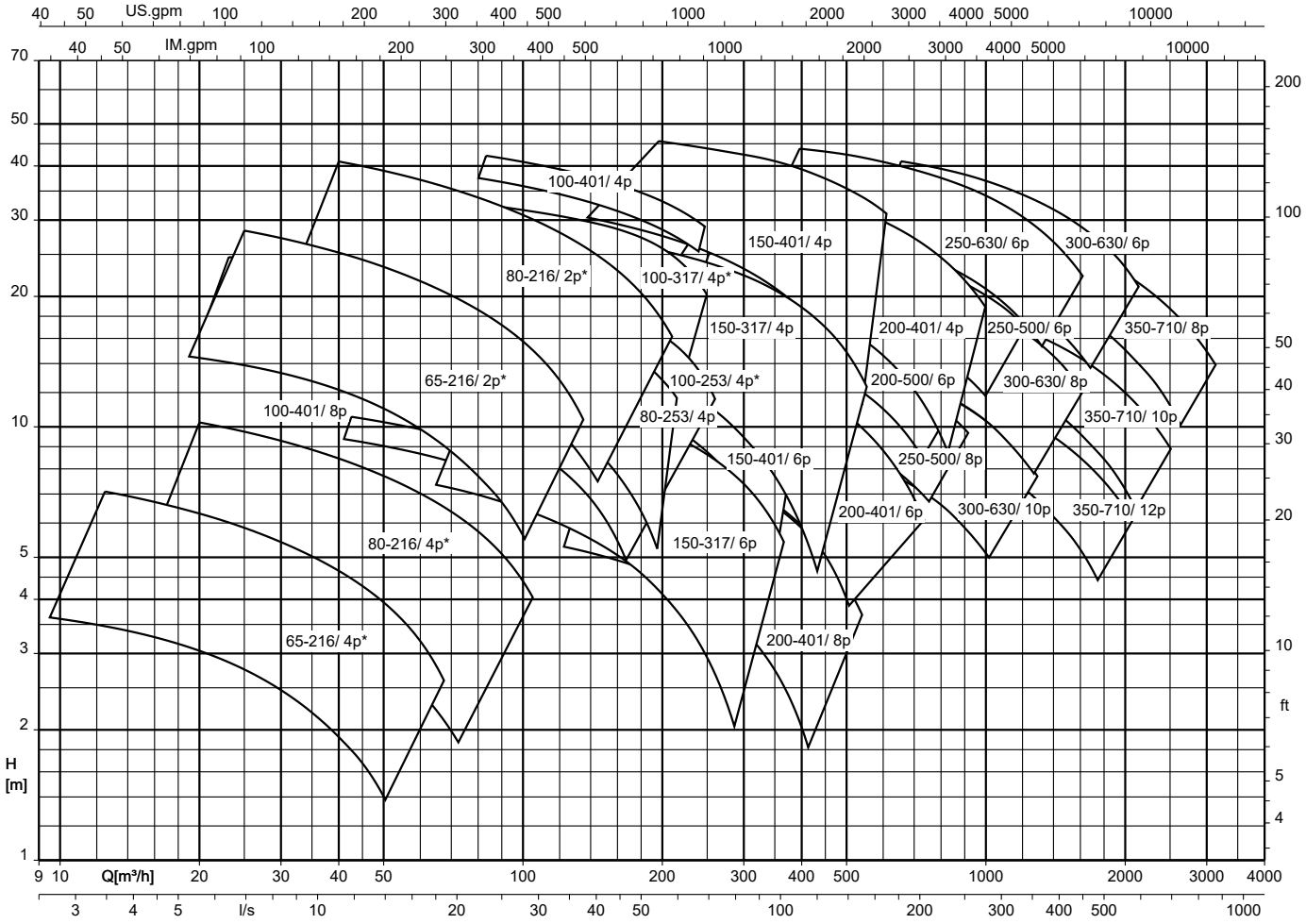

## Sewatec/Sewabloc D, n = 2900-960 rpm (speed-based selection chart)

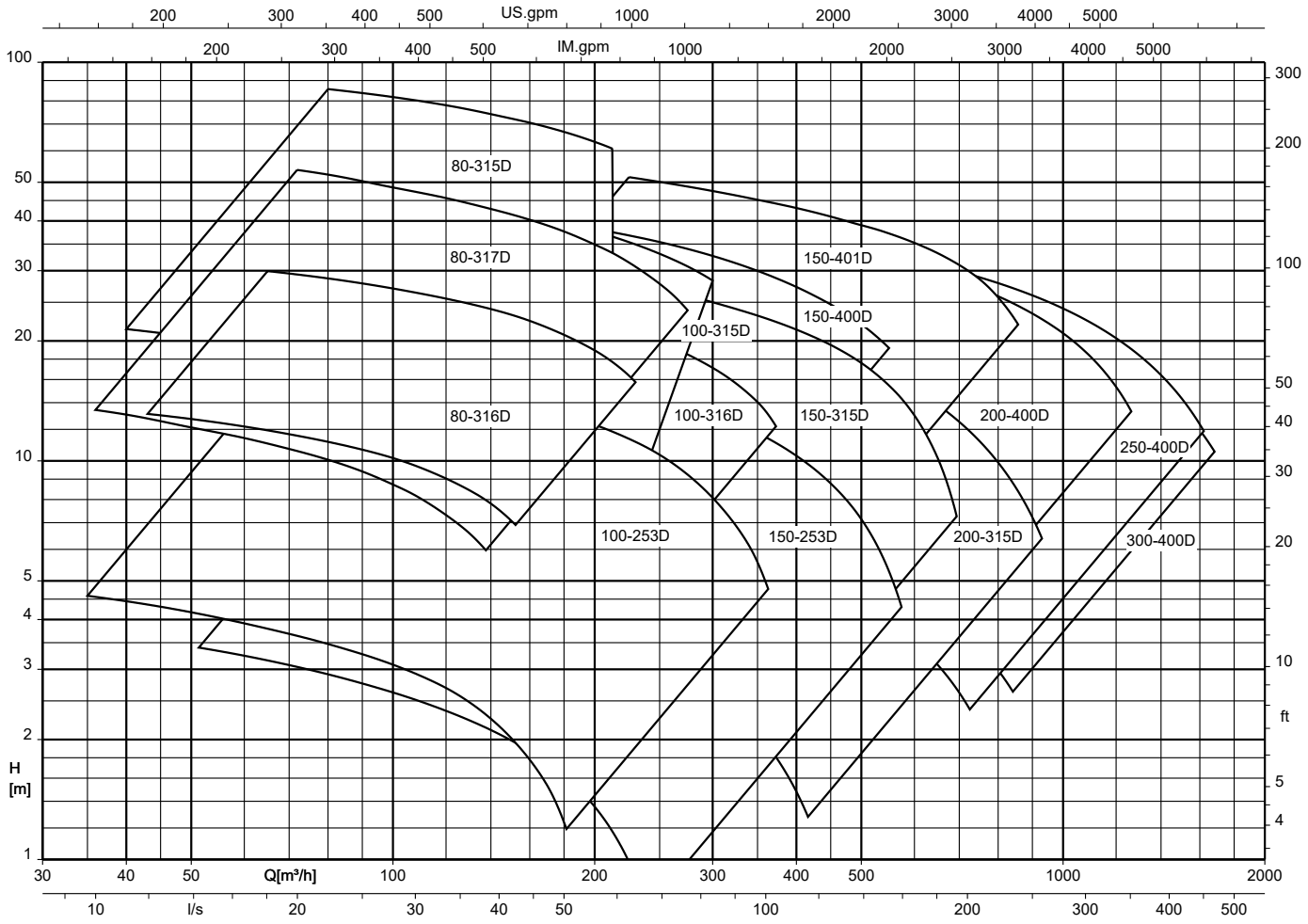

## Sewatec/Sewabloc D, n = 2900/1450/960 rpm (diameter-based selection chart)



## Sewatec *D-max, n = 1450/960/725 rpm (diameter-based selection chart)

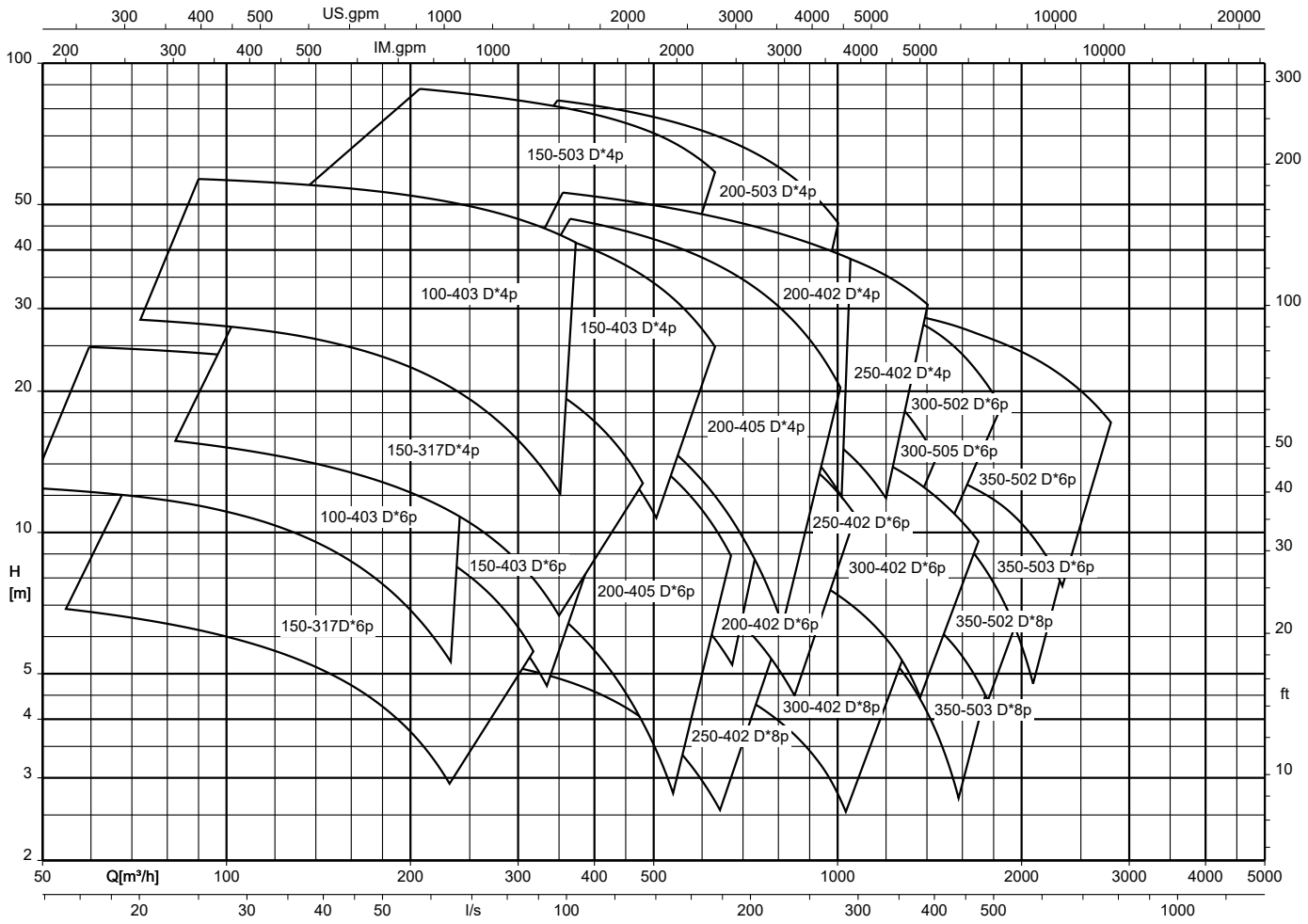

## Sewatec/Sewabloc K + *K-max, n = 2900-480 rpm (speed-based selection chart)



## Sewatec/Sewabloc K + *K-max, n = 2900/1450 rpm (diameter-based selection chart)

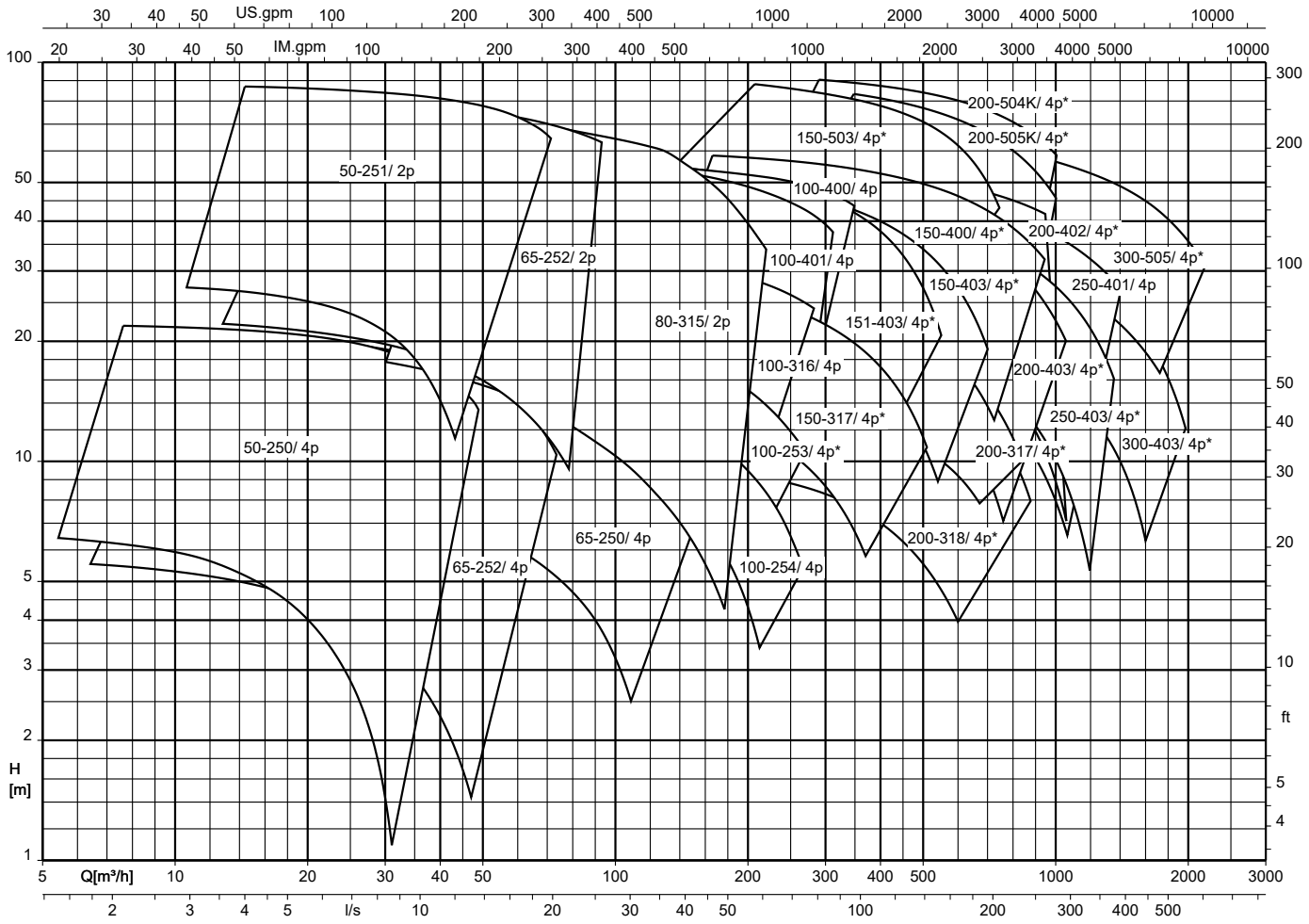

## Sewatec/Sewabloc K + *K-max, n = 960 rpm (diameter-based selection chart)

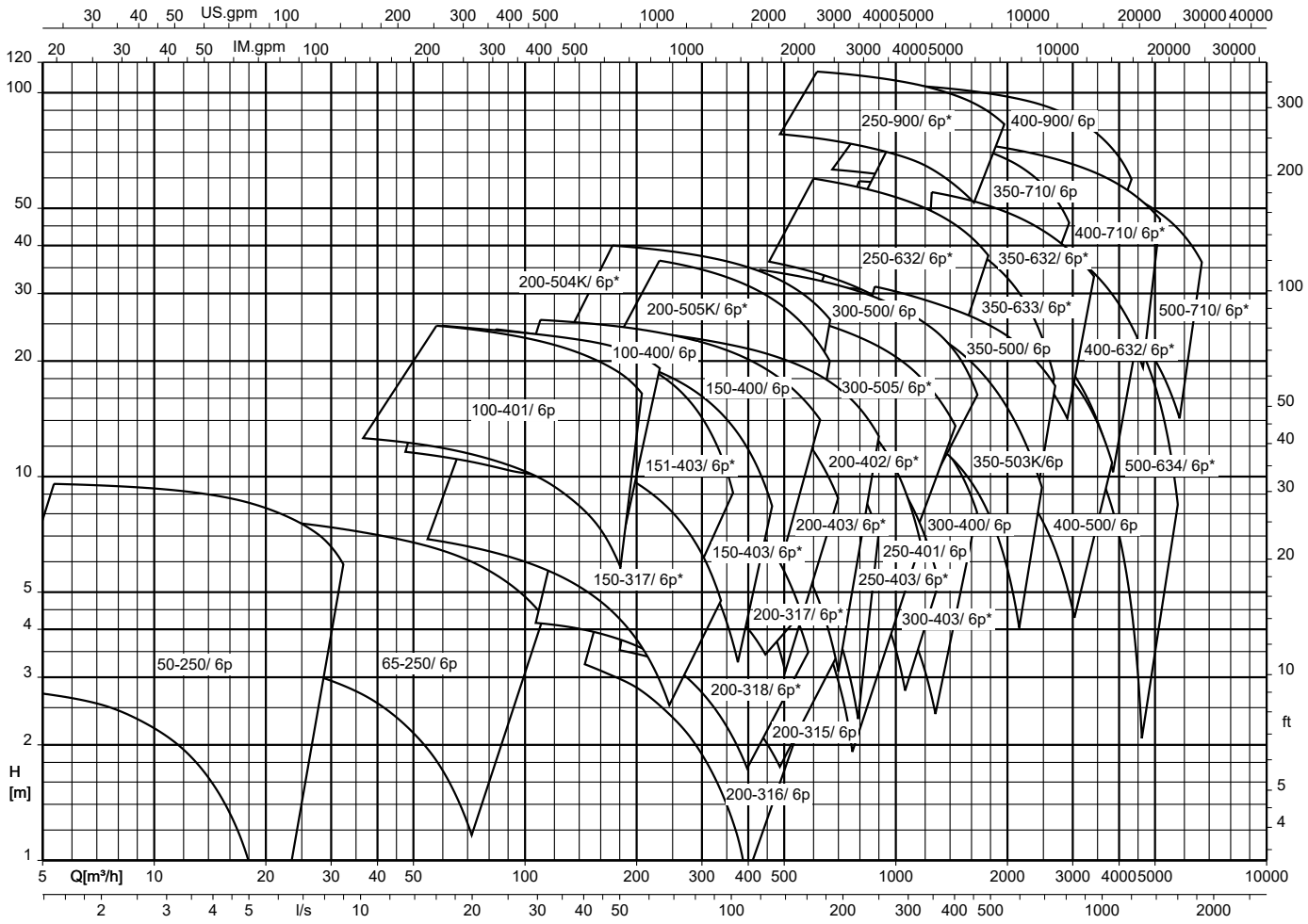

## Sewatec K + *K-max, n = 725 rpm (diameter-based selection chart)

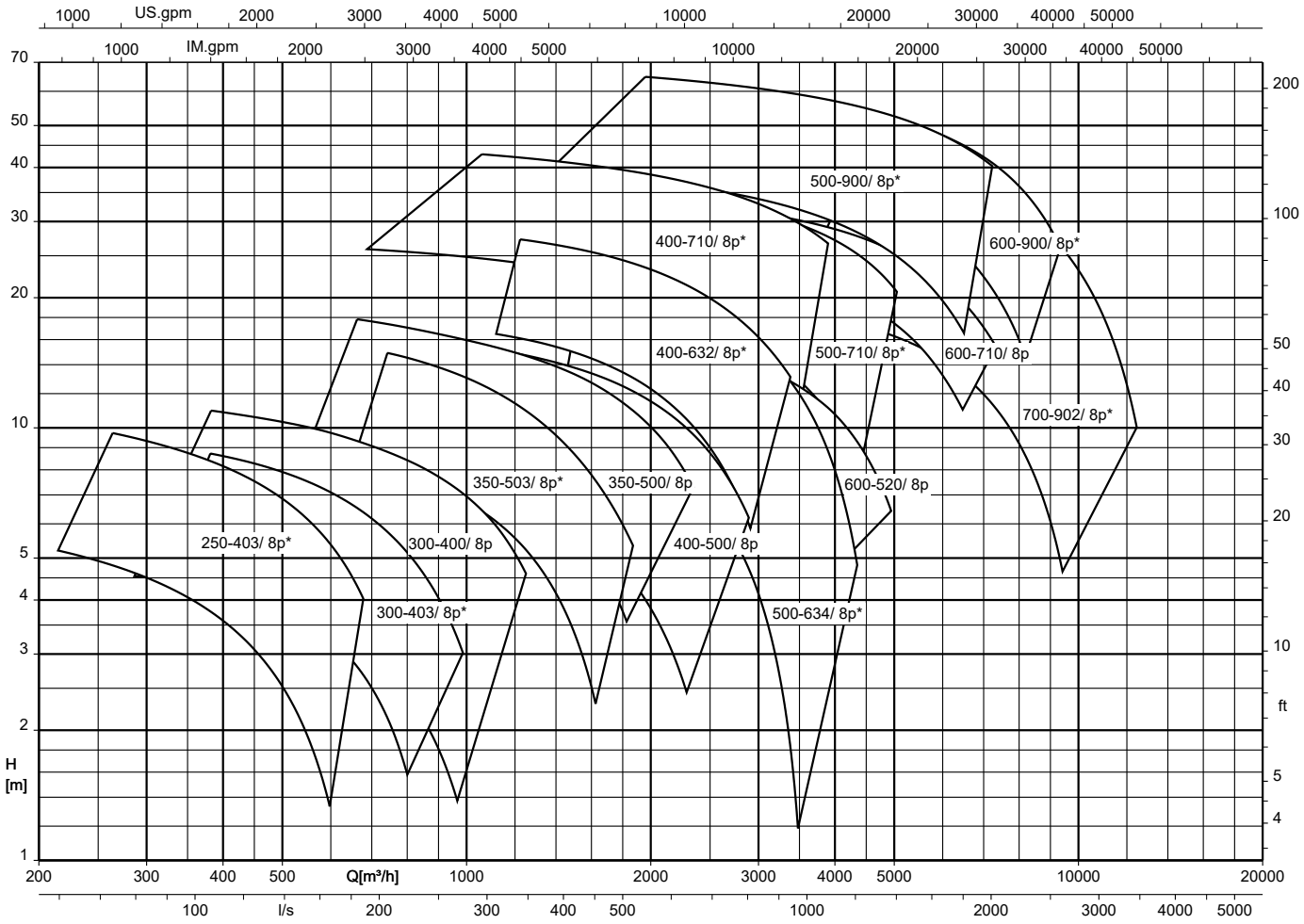

## Sewatec K + *K-max, n = 580/480 rpm (diameter-based selection chart)

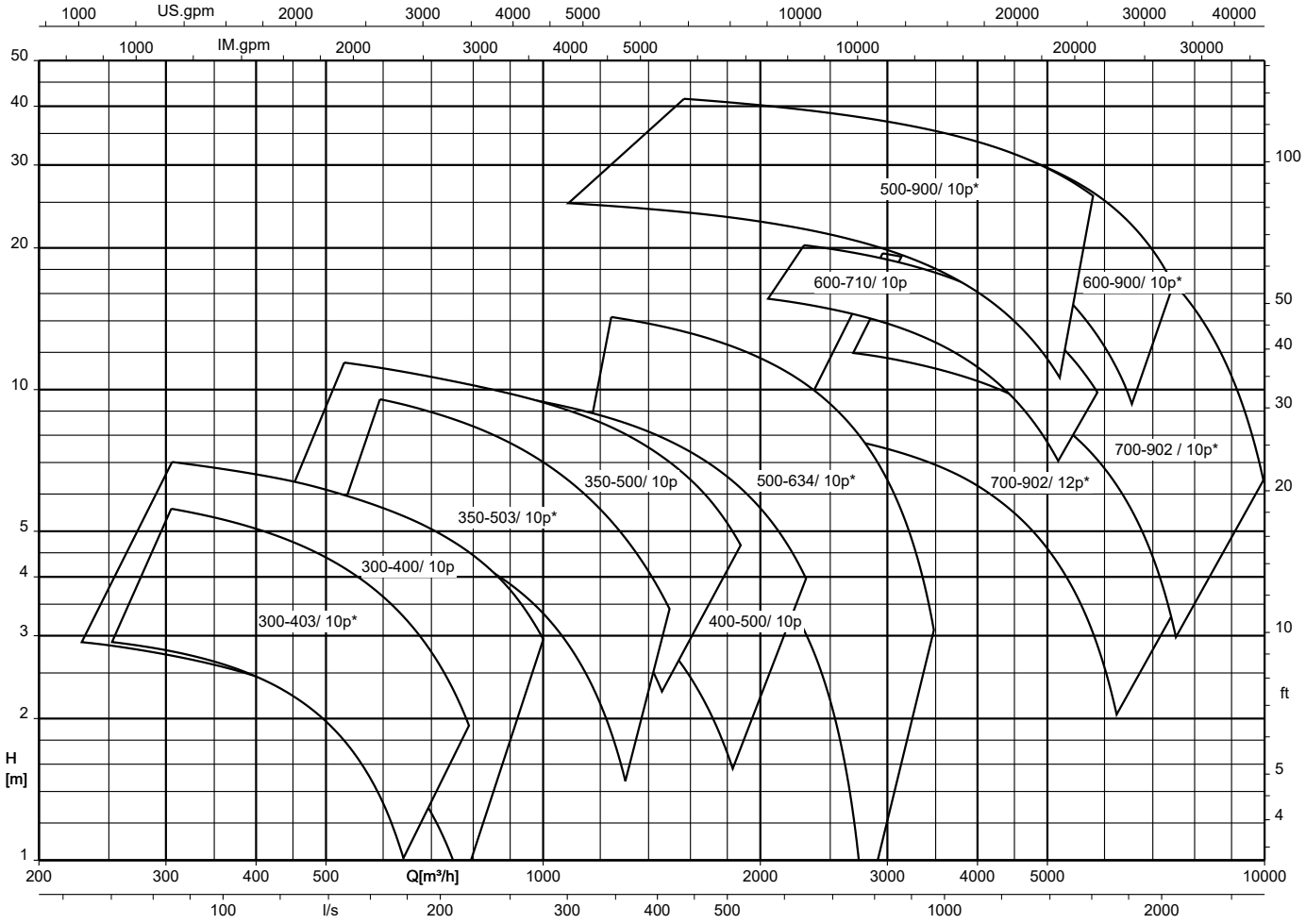

## Types of installation

### Horizontal installation

#### Sewatec - Fig. 0

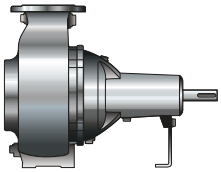

**Fig. 1:** Sewatec Fig. 0: Bare-shaft pump

#### Sewatec - 3H (3HZ)

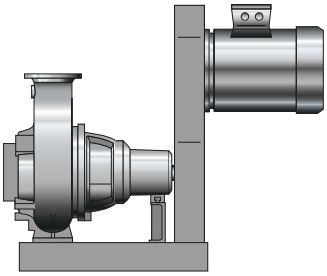

**Fig. 2:** Sewatec - 3H (3HZ): Pump set with baseplate, belt drive and belt guard

#### Sewatec - 3H (3HM)

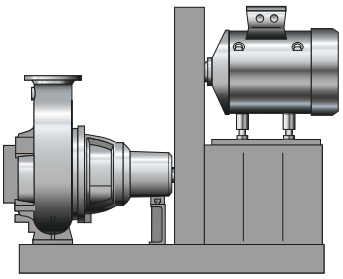

**Fig. 3:** Sewatec - 3H (3HM): Pump set with baseplate, belt drive, belt guard and motor stand

#### Sewatec - 3H with countershaft (3HVG)

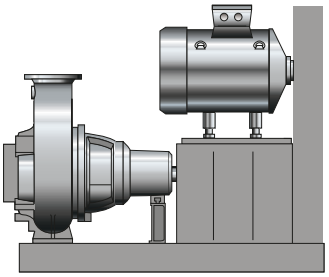

**Fig. 4:** Sewatec - 3H with countershaft (3HVG): Pump set with baseplate, coupling (also with coupling spacer), coupling guard, countershaft stand, countershaft, motor stand, belt drive and belt guard

#### Sewatec - 3E (3EN/3ENH)

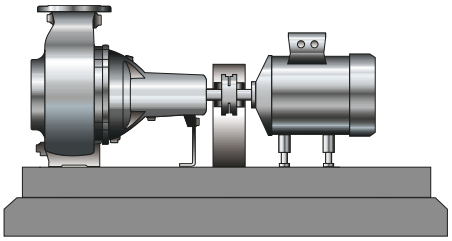

**Fig. 5:** Sewatec - 3E (3EN/3ENH): Pump set with directly coupled drive, baseplate, coupling (also with coupling spacer), coupling guard and height adjustment of the motor

#### Sewabloc

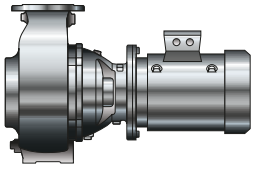

**Fig. 6:** Sewabloc: Pump set with directly flanged motor (B5/V1 type of construction)

### Vertical installation

#### Sewatec - vertical (V)

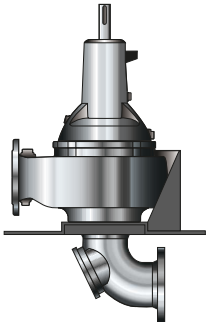

**Fig. 7:** Sewatec - vertical (V): Bare-shaft pump, soleplate and suction elbow

#### Sewatec - vertical (VU)

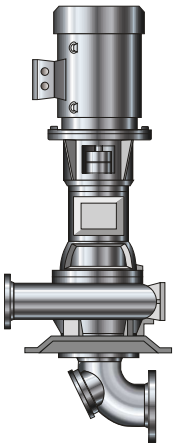

**Fig. 8:** Sewatec - vertical (VU): Pump set with soleplate, drive lantern, coupling, coupling guard and suction elbow

### Sewatec - vertical (VGW)

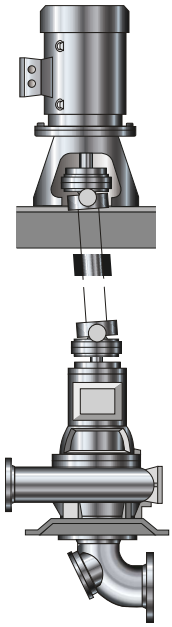

**Fig. 9:** Sewatec - vertical (VGW): Pump set with soleplate for pump and motor, support frame, drive lantern, suction elbow and universal-joint shaft

### Sewabloc - vertical (V)

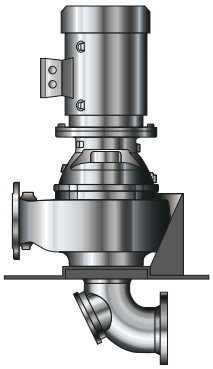

**Fig. 10:** Sewabloc - vertical (V): Pump set with directly flanged motor (B5/V1 type of construction), with soleplate and suction elbow, for underfloor installation

### Sewabloc - vertical (VF)

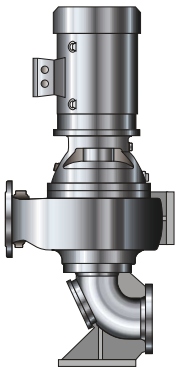

**Fig. 11:** Sewabloc - vertical (VF): Pump set with directly flanged motor (B5/V1 type of construction), with suction duckfoot bend

## Installation types per bearing bracket and impeller type

**Table 27:** Installation types per bearing bracket and impeller type

| Size | Bearing bracket | Impeller type | Installation types | | | | | | | | | | | | |
|---|---|---|---|---|---|---|---|---|---|---|---|---|---|---|---|
| | | | Sewabloc | Sewabloc-vertical | | Sewatec | | | | | | | Sewatec-vertical | | |
| | | | | 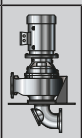 | 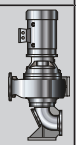 | | 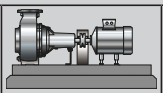 | | | 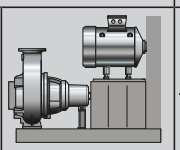 | 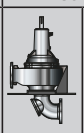 | 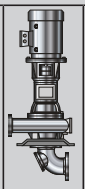 | 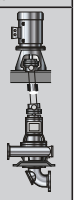 |
| | | | BLOC | BLOC-V | BLOC-VF | Fig. 0 | 3EN | 3ENH | 3HZ | 3HM | 3HVG-N | 3HVG-NH | V | VU | VGW |
| 050-215 | B01 | F | ✗ | ✗ | ✗ | - | - | - | - | - | - | - | - | - | - |
| 050-215 | S01 | F | - | - | - | ✗ | ✗ | ✗ | - | - | - | - | ✗ | - | - |
| 050-216 | B01 | F | ✗ | ✗ | ✗ | - | - | - | - | - | - | - | - | - | - |
| 050-216 | S01 | F | - | - | - | ✗ | ✗ | ✗ | - | - | - | - | ✗ | - | - |
| 050-250 | B01 | K | ✗ | ✗ | ✗ | - | - | - | - | - | - | - | - | - | - |
| 050-250 | S01 | K | - | - | - | ✗ | ✗ | ✗ | ✗ | - | - | - | ✗ | - | - |
| 050-251 | B02 | K | ✗ | ✗ | ✗ | - | - | - | - | - | - | - | - | - | - |
| 050-251 | S02 | K | - | - | - | ✗ | ✗ | ✗ | ✗ | - | - | - | ✗ | - | - |
| 065-215 | B01 | F | ✗ | ✗ | ✗ | - | - | - | - | - | - | - | - | - | - |
| 065-215 | S01 | F | - | - | - | ✗ | ✗ | ✗ | - | - | - | - | ✗ | - | - |
| 065-216 | B02 | E | ✗ | ✗ | ✗ | - | - | - | - | - | - | - | - | - | - |
| 065-216 | S02 | E | - | - | - | ✗ | ✗ | ✗ | ✗ | - | - | - | ✗ | - | - |
| 065-217 | B01 | F | ✗ | ✗ | ✗ | - | - | - | - | - | - | - | - | - | - |
| 065-217 | S01 | F | - | - | - | ✗ | ✗ | ✗ | - | - | - | - | ✗ | - | - |
| 065-250 | B01 | K | ✗ | ✗ | ✗ | - | - | - | - | - | - | - | - | - | - |
| 065-250 | S01 | K | - | - | - | ✗ | ✗ | ✗ | ✗ | - | - | - | ✗ | - | - |
| 080-215 | B01 | F | ✗ | ✗ | ✗ | - | - | - | - | - | - | - | - | - | - |
| 080-215 | S01 | F | - | - | - | ✗ | ✗ | ✗ | ✗ | - | - | - | ✗ | - | - |
| 080-216 | B01 | F | ✗ | ✗ | ✗ | - | - | - | - | - | - | - | - | - | - |
| 080-216 | S01 | F | - | - | - | ✗ | ✗ | ✗ | ✗ | - | - | - | ✗ | - | - |
| 080-216 | B02 | E | ✗ | ✗ | ✗ | - | - | - | - | - | - | - | - | - | - |
| 080-216 | S02 | E | - | - | - | ✗ | ✗ | ✗ | ✗ | - | - | - | ✗ | - | - |
| 080-217 | B01 | F | ✗ | ✗ | ✗ | - | - | - | - | - | - | - | - | - | - |
| 080-217 | S01 | F | - | - | - | ✗ | ✗ | ✗ | ✗ | - | - | - | ✗ | - | - |
| 080-250 | B01 | K | ✗ | ✗ | ✗ | - | - | - | - | - | - | - | - | - | - |
| 080-250 | S01 | K | - | - | - | ✗ | ✗ | ✗ | ✗ | - | - | - | ✗ | - | - |
| 080-252 | B01 | F | ✗ | ✗ | ✗ | - | - | - | - | - | - | - | - | - | - |
| 080-252 | S01 | F | - | - | - | ✗ | ✗ | ✗ | ✗ | - | - | - | ✗ | - | - |
| 080-253 | B02 | F | ✗ | ✗ | ✗ | - | - | - | - | - | - | - | - | - | - |
| 080-253 | S02 | F | - | - | - | ✗ | ✗ | ✗ | ✗ | - | - | - | ✗ | - | - |
| 080-253 | B02 | E | ✗ | ✗ | ✗ | - | - | - | - | - | - | - | - | - | - |
| 080-253 | S02 | E | - | - | - | ✗ | ✗ | ✗ | ✗ | - | - | - | ✗ | - | - |
| 080-315 | B03 | D | ✗ | ✗ | ✗ | - | - | - | - | - | - | - | - | - | - |
| 080-315 | S03 | D | - | - | - | ✗ | ✗ | ✗ | ✗ | - | - | - | ✗ | - | - |
| 080-315 | S05 | D | - | - | - | ✗ | ✗ | ✗ | ✗ | ✗ | - | - | - | - | - |
| 080-315 | B03 | F | - | - | - | - | - | - | - | - | - | - | - | - | - |
| 080-315 | B03 | K | ✗ | ✗ | ✗ | - | - | - | - | - | - | - | - | - | - |
| 080-315 | S03 | K | - | - | - | ✗ | ✗ | ✗ | ✗ | - | - | - | ✗ | - | - |
| 080-316 | B03 | D | ✗ | ✗ | ✗ | - | - | - | - | - | - | - | - | - | - |
| 080-316 | S03 | D | - | - | - | ✗ | ✗ | ✗ | ✗ | - | - | - | ✗ | - | - |
| 080-317 | B03 | D | ✗ | ✗ | ✗ | - | - | - | - | - | - | - | - | - | - |
| 080-317 | S03 | D | - | - | - | ✗ | ✗ | ✗ | ✗ | - | - | - | ✗ | - | - |
| 080-317 | B03 | F | ✗ | ✗ | ✗ | - | - | - | - | - | - | - | - | - | - |
| 080-317 | S03 | F | - | - | - | ✗ | ✗ | ✗ | ✗ | - | - | - | ✗ | - | - |
| 100-215 | B01 | F | ✗ | ✗ | ✗ | - | - | - | - | - | - | - | - | - | - |
| 100-215 | S01 | F | - | - | - | ✗ | ✗ | ✗ | ✗ | - | - | - | ✗ | - | - |
| 100-250 | S01 | E | - | - | - | ✗ | ✗ | ✗ | ✗ | - | - | - | ✗ | - | - |
| 100-251 | B02 | F | ✗ | ✗ | ✗ | - | - | - | - | - | - | - | - | - | - |
| 100-251 | S02 | F | - | - | - | ✗ | ✗ | ✗ | ✗ | - | - | - | ✗ | - | - |
| 100-252 | B01 | F | ✗ | ✗ | ✗ | - | - | - | - | - | - | - | - | - | - |
| 100-252 | S01 | F | - | - | - | ✗ | ✗ | ✗ | ✗ | - | - | - | ✗ | - | - |
| 100-253 | B02 | D | ✗ | ✗ | ✗ | - | - | - | - | - | - | - | - | - | - |
| 100-253 | S02 | D | - | - | - | ✗ | ✗ | ✗ | ✗ | - | - | - | ✗ | - | - |
| 100-253 | S02 | E | - | - | - | ✗ | ✗ | ✗ | ✗ | - | - | - | ✗ | - | - |
| 100-253 | B02 | F | ✗ | ✗ | ✗ | - | - | - | - | - | - | - | - | - | - |
| 100-253 | S02 | F | - | - | - | ✗ | ✗ | ✗ | ✗ | - | - | - | ✗ | - | - |
| 100-253 | B02 | K | ✗ | ✗ | ✗ | - | - | - | - | - | - | - | - | - | - |
| 100-253 | S02 | K | - | - | - | ✗ | ✗ | ✗ | ✗ | - | - | - | ✗ | - | - |

| Size | Bearing bracket | Impeller type | Installation types | | | | | | | | | | | | |
|---|---|---|---|---|---|---|---|---|---|---|---|---|---|---|---|
| | | | Sewabloc | Sewabloc-vertical | | Sewatec | | | | | | | Sewatec-vertical | | |
| | | | | 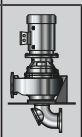 | 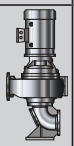 | | 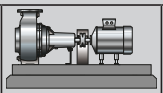 | | | 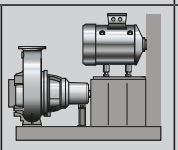 | | 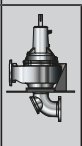 | 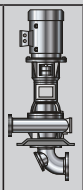 | 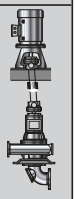 |
| | | | BLOC | BLOC-V | BLOC-VF | Fig. 0 | 3EN | 3ENH | 3HZ | 3HM | 3HVG-N | 3HVG-NH | V | VU | VGW |
| 100-254 | B01 | F | ✗ | ✗ | ✗ | - | - | - | - | - | - | - | - | - | - |
| 100-254 | S01 | F | - | - | - | ✗ | ✗ | ✗ | ✗ | - | - | - | ✗ | - | - |
| 100-254 | B01 | K | ✗ | ✗ | ✗ | - | - | - | - | - | - | - | - | - | - |
| 100-254 | S01 | K | - | - | - | ✗ | ✗ | ✗ | ✗ | - | - | - | ✗ | - | - |
| 100-315 | S05 | D | - | - | - | ✗ | ✗ | ✗ | ✗ | - | - | - | 3AG | - | - |
| 100-316 | B03 | D | ✗ | ✗ | ✗ | - | - | - | - | - | - | - | - | - | - |
| 100-316 | S03 | D | - | - | - | ✗ | ✗ | ✗ | ✗ | - | - | - | ✗ | - | - |
| 100-316 | B03 | F | ✗ | ✗ | ✗ | - | - | - | - | - | - | - | - | - | - |
| 100-316 | S03 | F | - | - | - | ✗ | ✗ | ✗ | ✗ | - | - | - | ✗ | - | - |
| 100-316 | B03 | K | ✗ | ✗ | ✗ | - | - | - | - | - | - | - | - | - | - |
| 100-316 | S03 | K | - | - | - | ✗ | ✗ | ✗ | ✗ | - | - | - | ✗ | - | - |
| 100-317 | S03 | E | | | | ✗ | ✗ | ✗ | ✗ | - | - | - | ✗ | - | - |
| 100-400 | S04 | K | - | - | - | ✗ | ✗ | ✗ | ✗ | - | - | - | - | - | - |
| 100-400 | S05 | K | - | - | - | ✗ | ✗ | ✗ | ✗ | ✗ | - | - | ✗ | ✗ | ✗ |
| 100-401 | S04 | E | - | - | - | ✗ | ✗ | ✗ | ✗ | - | - | - | - | - | - |
| 100-401 | S05 | E | - | - | - | ✗ | ✗ | ✗ | ✗ | ✗ | - | - | ✗ | ✗ | ✗ |
| 100-401 | S04 | F | - | - | - | ✗ | ✗ | ✗ | ✗ | - | - | - | - | - | - |
| 100-401 | S05 | F | - | - | - | ✗ | ✗ | ✗ | ✗ | ✗ | - | - | ✗ | ✗ | ✗ |
| 100-401 | S04 | K | - | - | - | ✗ | ✗ | ✗ | ✗ | - | - | - | - | - | - |
| 100-401 | S05 | K | - | - | - | ✗ | ✗ | ✗ | ✗ | ✗ | - | - | ✗ | ✗ | ✗ |
| 100-403 | S04 | D | - | - | - | ✗ | ✗ | ✗ | ✗ | - | - | - | - | - | - |
| 100-403 | S05 | D | - | - | - | ✗ | ✗ | ✗ | ✗ | ✗ | - | - | ✗ | ✗ | ✗ |
| 150-253 | B02 | D | ✗ | ✗ | ✗ | - | - | - | - | - | - | - | - | - | - |
| 150-253 | S02 | D | - | - | - | ✗ | ✗ | ✗ | ✗ | - | - | - | ✗ | - | - |
| 150-315 | B03 | D | ✗ | ✗ | ✗ | - | - | - | - | - | - | - | - | - | - |
| 150-315 | S03 | D | - | - | - | ✗ | ✗ | ✗ | ✗ | - | - | - | ✗ | - | - |
| 150-315 | B03 | E | - | - | - | - | - | - | - | - | - | - | - | - | - |
| 150-315 | B03 | F | ✗ | ✗ | ✗ | - | - | - | - | - | - | - | - | - | - |
| 150-315 | S03 | F | - | - | - | ✗ | ✗ | ✗ | ✗ | - | - | - | ✗ | - | - |
| 150-317 | B03 | D | ✗ | ✗ | ✗ | - | - | - | - | - | - | - | - | - | - |
| 150-317 | S03 | D | - | - | - | ✗ | ✗ | ✗ | ✗ | - | - | - | ✗ | - | - |
| 150-317 | S03 | E | - | - | - | ✗ | ✗ | ✗ | ✗ | - | - | - | ✗ | - | - |
| 150-317 | B03 | K | ✗ | ✗ | ✗ | - | - | - | - | - | - | - | - | - | - |
| 150-317 | S03 | K | - | - | - | ✗ | ✗ | ✗ | ✗ | - | - | - | ✗ | - | - |
| 150-317 | S05 | K | - | - | - | ✗ | ✗ | ✗ | - | - | - | - | - | - | - |
| 150-400 | S05 | D | - | - | - | ✗ | ✗ | ✗ | ✗ | ✗ | - | - | ✗ | ✗ | ✗ |
| 150-400 | S04 | K | - | - | - | ✗ | ✗ | ✗ | ✗ | - | - | - | - | - | - |
| 150-400 | S05 | K | - | - | - | ✗ | ✗ | ✗ | ✗ | ✗ | - | - | ✗ | ✗ | ✗ |
| 150-401 | S05 | D | - | - | - | ✗ | ✗ | ✗ | ✗ | ✗ | - | - | ✗ | ✗ | ✗ |
| 150-401 | S06 | D | - | - | - | ✗ | ✗ | ✗ | - | - | - | - | ✗ | ✗ | ✗ |
| 150-401 | S04 | E | - | - | - | ✗ | ✗ | ✗ | ✗ | - | - | - | - | - | - |
| 150-401 | S05 | E | - | - | - | ✗ | ✗ | ✗ | ✗ | ✗ | - | - | ✗ | ✗ | ✗ |
| 150-401 | S06 | E | - | - | - | ✗ | ✗ | ✗ | - | ✗ | - | - | ✗ | ✗ | ✗ |
| 150-401 | S04 | F | - | - | - | ✗ | ✗ | ✗ | ✗ | - | - | - | - | - | - |
| 150-401 | S05 | F | - | - | - | ✗ | ✗ | ✗ | ✗ | ✗ | - | - | ✗ | ✗ | ✗ |
| 150-403 | S04 | D | - | - | - | ✗ | ✗ | ✗ | ✗ | - | - | - | - | - | - |
| 150-403 | S05 | D | - | - | - | ✗ | ✗ | ✗ | ✗ | ✗ | - | - | ✗ | ✗ | ✗ |
| 150-403 | S04 | K | - | - | - | ✗ | ✗ | ✗ | ✗ | - | - | - | - | - | - |
| 150-403 | S05 | K | - | - | - | ✗ | ✗ | ✗ | ✗ | ✗ | - | - | ✗ | ✗ | ✗ |
| 150-503 | S06 | D | - | - | - | ✗ | ✗ | ✗ | - | ✗ | - | - | ✗ | ✗ | ✗ |
| 150-503 | S07 | D | - | - | - | ✗ | ✗ | ✗ | - | ✗ | ✗ | ✗ | ✗ | ✗ | ✗ |
| 150-503 | S06 | K | - | - | - | ✗ | ✗ | ✗ | - | ✗ | - | - | ✗ | ✗ | ✗ |
| 150-503 | S07 | K | - | - | - | ✗ | ✗ | ✗ | - | ✗ | ✗ | ✗ | ✗ | ✗ | ✗ |
| 151-403 | S04 | K | - | - | - | ✗ | ✗ | ✗ | ✗ | - | - | - | - | - | - |
| 151-403 | S05 | K | - | - | - | ✗ | ✗ | ✗ | ✗ | ✗ | - | - | ✗ | ✗ | ✗ |
| 200-315 | B03 | D | ✗ | ✗ | ✗ | - | - | - | - | - | - | - | - | - | - |
| 200-315 | S03 | D | - | - | - | ✗ | ✗ | ✗ | ✗ | - | - | - | ✗ | - | - |
| 200-315 | B03 | K | ✗ | ✗ | ✗ | - | - | - | - | - | - | - | - | - | - |
| 200-315 | S03 | K | - | - | - | ✗ | ✗ | ✗ | ✗ | - | - | - | ✗ | - | - |
| 200-316 | B03 | K | ✗ | ✗ | ✗ | - | - | - | - | - | - | - | - | - | - |
| 200-316 | S03 | K | - | - | - | ✗ | ✗ | ✗ | ✗ | - | - | - | ✗ | - | - |
| 200-317 | B03 | K | ✗ | ✗ | ✗ | - | - | - | - | - | - | - | - | - | - |

| Size | Bearing bracket | Impeller type | Installation types | | | | | | | | | | | | |
|---|---|---|---|---|---|---|---|---|---|---|---|---|---|---|---|
| | | | Sewabloc | Sewabloc-vertical | | Sewatec | | | | | | | Sewatec-vertical | | |
| | | | | 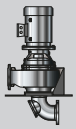 | 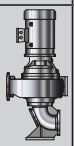 | | 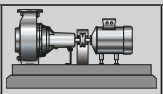 | | | 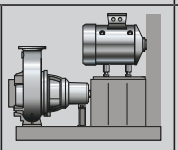 | | 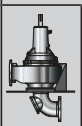 | 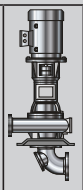 | 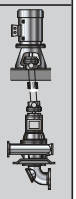 |
| | | | BLOC | BLOC-V | BLOC-VF | Fig. 0 | 3EN | 3ENH | 3HZ | 3HM | 3HVG-N | 3HVG-NH | V | VU | VGW |
| 200-317 | S03 | K | - | - | - | ✗ | ✗ | ✗ | ✗ | - | - | - | ✗ | - | - |
| 200-317 | S05 | K | - | - | - | ✗ | ✗ | ✗ | - | - | - | - | - | - | - |
| 200-318 | B03 | K | ✗ | ✗ | ✗ | - | - | - | - | - | - | - | - | - | - |
| 200-318 | S03 | K | - | - | - | ✗ | ✗ | ✗ | ✗ | - | - | - | ✗ | - | - |
| 200-330 | S05 | K | - | - | - | - | - | - | - | - | - | - | - | - | - |
| 200-400 | S05 | D | - | - | - | ✗ | ✗ | ✗ | ✗ | ✗ | - | - | ✗ | ✗ | ✗ |
| 200-400 | S06 | D | - | - | - | ✗ | ✗ | ✗ | - | ✗ | - | - | ✗ | ✗ | ✗ |
| 200-401 | S04 | E | - | - | - | ✗ | ✗ | ✗ | ✗ | - | - | - | - | - | - |
| 200-401 | S05 | E | - | - | - | ✗ | ✗ | ✗ | ✗ | ✗ | - | - | ✗ | ✗ | ✗ |
| 200-401 | S06 | E | - | - | - | ✗ | ✗ | ✗ | - | ✗ | - | - | ✗ | ✗ | ✗ |
| 200-401 | S04 | K | - | - | - | - | - | - | - | - | - | - | - | - | - |
| 200-402 | S04 | D | - | - | - | ✗ | ✗ | ✗ | ✗ | - | - | - | - | - | - |
| 200-402 | S05 | D | - | - | - | ✗ | ✗ | ✗ | ✗ | ✗ | - | - | ✗ | ✗ | ✗ |
| 200-402 | S06 | D | - | - | - | ✗ | ✗ | ✗ | - | ✗ | - | - | ✗ | ✗ | ✗ |
| 200-402 | S04 | K | - | - | - | ✗ | ✗ | ✗ | ✗ | - | - | - | - | - | - |
| 200-402 | S05 | K | - | - | - | ✗ | ✗ | ✗ | ✗ | ✗ | - | - | ✗ | ✗ | ✗ |
| 200-402 | S06 | K | - | - | - | ✗ | ✗ | ✗ | - | ✗ | - | - | ✗ | ✗ | ✗ |
| 200-403 | S04 | K | - | - | - | ✗ | ✗ | ✗ | ✗ | - | - | - | - | - | - |
| 200-403 | S05 | K | - | - | - | ✗ | ✗ | ✗ | ✗ | ✗ | - | - | ✗ | ✗ | ✗ |
| 200-403 | S06 | K | - | - | - | ✗ | ✗ | ✗ | - | ✗ | - | - | ✗ | ✗ | ✗ |
| 200-405 | S04 | D | - | - | - | ✗ | ✗ | ✗ | ✗ | - | - | - | - | - | - |
| 200-405 | S05 | D | - | - | - | ✗ | ✗ | ✗ | ✗ | ✗ | - | - | ✗ | ✗ | ✗ |
| 200-405 | S06 | D | - | - | - | ✗ | ✗ | ✗ | - | ✗ | - | - | ✗ | ✗ | ✗ |
| 200-500 | S05 | E | - | - | - | ✗ | ✗ | ✗ | - | ✗ | - | - | ✗ | ✗ | ✗ |
| 200-503 | S06 | D | - | - | - | ✗ | ✗ | ✗ | - | ✗ | - | - | ✗ | ✗ | ✗ |
| 200-503 | S07 | D | - | - | - | ✗ | ✗ | ✗ | - | ✗ | ✗ | ✗ | ✗ | ✗ | ✗ |
| 200-504 | S06 | K | - | - | - | ✗ | ✗ | ✗ | - | ✗ | - | - | ✗ | ✗ | ✗ |
| 200-504 | S07 | K | - | - | - | ✗ | ✗ | ✗ | - | ✗ | ✗ | ✗ | ✗ | ✗ | ✗ |
| 200-505 | S06 | K | - | - | - | ✗ | ✗ | ✗ | - | ✗ | - | - | ✗ | ✗ | ✗ |
| 200-505 | S07 | K | - | - | - | ✗ | ✗ | ✗ | - | ✗ | ✗ | ✗ | ✗ | ✗ | ✗ |
| 250-400 | S05 | D | - | - | - | ✗ | ✗ | ✗ | ✗ | ✗ | - | - | ✗ | ✗ | ✗ |
| 250-400 | S06 | D | - | - | - | ✗ | ✗ | ✗ | - | ✗ | - | - | ✗ | ✗ | ✗ |
| 250-401 | S04 | K | - | - | - | ✗ | ✗ | ✗ | ✗ | - | - | - | - | - | - |
| 250-401 | S05 | K | - | - | - | ✗ | ✗ | ✗ | ✗ | ✗ | - | - | ✗ | ✗ | ✗ |
| 250-401 | S06 | K | - | - | - | ✗ | ✗ | ✗ | - | ✗ | - | - | ✗ | ✗ | ✗ |
| 250-402 | S04 | D | - | - | - | ✗ | ✗ | ✗ | ✗ | - | - | - | - | - | - |
| 250-402 | S05 | D | - | - | - | ✗ | ✗ | ✗ | ✗ | ✗ | - | - | ✗ | ✗ | ✗ |
| 250-402 | S06 | D | - | - | - | ✗ | - | - | - | ✗ | - | - | ✗ | ✗ | ✗ |
| 250-403 | S04 | K | - | - | - | ✗ | ✗ | ✗ | ✗ | - | - | - | - | - | - |
| 250-403 | S05 | K | - | - | - | ✗ | ✗ | ✗ | ✗ | ✗ | - | - | ✗ | ✗ | ✗ |
| 250-403 | S06 | K | - | - | - | ✗ | - | - | - | - | - | - | ✗ | ✗ | ✗ |
| 250-500 | S06 | E | - | - | - | ✗ | ✗ | ✗ | - | ✗ | - | - | ✗ | ✗ | ✗ |
| 250-500 | S07 | E | - | - | - | ✗ | ✗ | ✗ | - | ✗ | - | - | ✗ | ✗ | ✗ |
| 250-630 | S07 | E | - | - | - | ✗ | ✗ | ✗ | - | ✗ | - | - | ✗ | ✗ | ✗ |
| 250-630 | S08 | E | - | - | - | ✗ | ✗ | ✗ | - | - | ✗ | ✗ | ✗ | ✗ | ✗ |
| 250-632 | S07 | K | - | - | - | ✗ | ✗ | ✗ | - | ✗ | ✗ | ✗ | ✗ | ✗ | ✗ |
| 250-632 | S08 | K | - | - | - | ✗ | ✗ | ✗ | - | - | ✗ | ✗ | ✗ | ✗ | ✗ |
| 250-900 | S09 | K | - | - | - | - | - | - | - | - | - | - | ✗ | - | - |
| 300-400 | S05 | D | - | - | - | ✗ | ✗ | ✗ | ✗ | ✗ | - | - | ✗ | ✗ | ✗ |
| 300-400 | S06 | D | - | - | - | ✗ | ✗ | ✗ | - | ✗ | - | - | ✗ | ✗ | ✗ |
| 300-400 | S04 | K | - | - | - | ✗ | ✗ | ✗ | ✗ | - | - | - | - | - | - |
| 300-400 | S05 | K | - | - | - | ✗ | ✗ | ✗ | ✗ | ✗ | - | - | ✗ | ✗ | ✗ |
| 300-401 | S04 | K | - | - | - | ✗ | ✗ | ✗ | ✗ | - | - | - | - | - | - |
| 300-401 | S05 | K | - | - | - | ✗ | ✗ | ✗ | ✗ | ✗ | - | - | ✗ | ✗ | ✗ |
| 300-402 | S04 | D | - | - | - | ✗ | ✗ | ✗ | ✗ | - | - | - | - | - | - |
| 300-402 | S05 | D | - | - | - | ✗ | ✗ | ✗ | ✗ | ✗ | - | - | ✗ | ✗ | ✗ |
| 300-402 | S06 | D | - | - | - | ✗ | ✗ | ✗ | - | ✗ | - | - | ✗ | ✗ | ✗ |
| 300-403 | S05 | K | - | - | - | ✗ | ✗ | ✗ | ✗ | ✗ | - | - | ✗ | ✗ | ✗ |
| 300-500 | S06 | K | - | - | - | ✗ | ✗ | ✗ | - | ✗ | - | - | ✗ | ✗ | ✗ |
| 300-500 | S07 | K | - | - | - | ✗ | ✗ | ✗ | - | - | ✗ | ✗ | ✗ | ✗ | ✗ |
| 300-502 | S06 | D | - | - | - | ✗ | ✗ | ✗ | - | ✗ | - | - | ✗ | ✗ | ✗ |

| Size | Bearing bracket | Impeller type | Installation types | | | | | | | | | | | | |
|---|---|---|---|---|---|---|---|---|---|---|---|---|---|---|---|
| | | | Sewabloc | Sewabloc-vertical | | Sewatec | | | | | | | Sewatec-vertical | | |
| | | | | 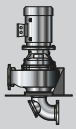 | 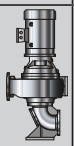 | | 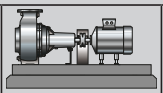 | | | 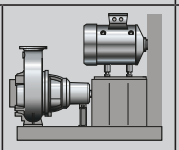 | | 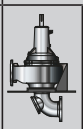 | 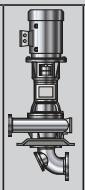 | 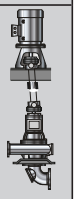 |
| | | | BLOC | BLOC-V | BLOC-VF | Fig. 0 | 3EN | 3ENH | 3HZ | 3HM | 3HVG-N | 3HVG-NH | V | VU | VGW |
| 300-502 | S07 | D | - | - | - | ✘ | ✘ | ✘ | - | ✘ | ✘ | ✘ | ✘ | ✘ | ✘ |
| 300-505 | S06 | D | - | - | - | ✘ | ✘ | ✘ | - | ✘ | - | - | ✘ | ✘ | ✘ |
| 300-505 | S07 | D | - | - | - | ✘ | ✘ | ✘ | - | ✘ | ✘ | ✘ | ✘ | ✘ | ✘ |
| 300-505 | S06 | K | - | - | - | ✘ | ✘ | ✘ | - | ✘ | - | - | ✘ | ✘ | ✘ |
| 300-505 | S07 | K | - | - | - | ✘ | ✘ | ✘ | - | ✘ | ✘ | ✘ | ✘ | ✘ | ✘ |
| 300-630 | S07 | E | - | - | - | ✘ | ✘ | ✘ | - | ✘ | - | - | ✘ | ✘ | ✘ |
| 300-630 | S08 | E | - | - | - | ✘ | ✘ | ✘ | - | - | ✘ | ✘ | ✘ | ✘ | ✘ |
| 300-710 | S09 | E | - | - | - | ✘ | - | - | - | - | - | - | ✘ | - | - |
| 350-500 | S06 | K | - | - | - | ✘ | ✘ | ✘ | - | ✘ | - | - | ✘ | ✘ | ✘ |
| 350-500 | S07 | K | - | - | - | ✘ | ✘ | ✘ | - | ✘ | ✘ | ✘ | ✘ | ✘ | ✘ |
| 350-502 | S06 | D | - | - | - | ✘ | ✘ | ✘ | - | ✘ | - | - | ✘ | ✘ | ✘ |
| 350-502 | S07 | D | - | - | - | ✘ | ✘ | ✘ | - | ✘ | ✘ | ✘ | ✘ | ✘ | ✘ |
| 350-503 | S06 | D | - | - | - | ✘ | ✘ | ✘ | - | ✘ | - | - | ✘ | ✘ | ✘ |
| 350-503 | S07 | D | - | - | - | ✘ | ✘ | ✘ | - | ✘ | ✘ | ✘ | ✘ | ✘ | ✘ |
| 350-503 | S06 | K | - | - | - | ✘ | ✘ | ✘ | - | ✘ | - | - | ✘ | ✘ | ✘ |
| 350-503 | S07 | K | - | - | - | ✘ | ✘ | ✘ | - | ✘ | ✘ | ✘ | ✘ | ✘ | ✘ |
| 350-632 | S07 | K | - | - | - | ✘ | ✘ | ✘ | - | ✘ | ✘ | ✘ | ✘ | ✘ | ✘ |
| 350-632 | S08 | K | - | - | - | ✘ | ✘ | ✘ | - | - | ✘ | ✘ | ✘ | ✘ | ✘ |
| 350-633 | S07 | K | - | - | - | ✘ | ✘ | ✘ | - | ✘ | ✘ | ✘ | ✘ | ✘ | ✘ |
| 350-633 | S08 | K | - | - | - | ✘ | ✘ | ✘ | - | - | ✘ | ✘ | ✘ | ✘ | ✘ |
| 350-710 | S07 | E | - | - | - | ✘ | - | - | - | - | - | - | ✘ | ✘ | ✘ |
| 350-710 | S08 | E | - | - | - | ✘ | ✘ | ✘ | - | - | ✘ | ✘ | ✘ | ✘ | ✘ |
| 350-710 | S08 | K | - | - | - | ✘ | ✘ | ✘ | - | - | - | - | ✘ | - | ✘ |
| 350-713 | S08 | K | - | - | - | ✘ | ✘ | ✘ | - | - | ✘ | ✘ | ✘ | ✘ | ✘ |
| 350-713 | S09 | K | - | - | - | - | - | - | - | - | - | - | ✘ | - | - |
| 400-500 | S06 | K | - | - | - | ✘ | - | - | - | - | - | - | ✘ | - | ✘ |
| 400-500 | S07 | K | - | - | - | ✘ | - | - | - | - | - | - | ✘ | - | ✘ |
| 400-632 | S08 | K | - | - | - | ✘ | ✘ | ✘ | - | - | ✘ | ✘ | ✘ | ✘ | ✘ |
| 400-710 | S09 | K | - | - | - | - | - | - | - | - | - | - | ✘ | - | - |
| 400-713 | S09 | K | - | - | - | - | - | - | - | - | - | - | ✘ | - | - |
| 400-900 | S09 | K | - | - | - | - | - | - | - | - | - | - | ✘ | - | - |
| 500-634 | S07 | K | - | - | - | ✘ | ✘ | ✘ | - | - | ✘ | ✘ | ✘ | ✘ | ✘ |
| 500-634 | S08 | K | - | - | - | ✘ | ✘ | ✘ | - | - | ✘ | ✘ | ✘ | ✘ | ✘ |
| 500-710 | S09 | K | - | - | - | - | - | - | - | - | - | - | ✘ | - | - |
| 500-900 | S09 | K | - | - | - | - | - | - | - | - | - | - | ✘ | - | - |
| 500-900 | S10 | K | - | - | - | - | - | - | - | - | - | - | ✘ | - | - |
| 600-520 | S07 | K | - | - | - | ✘ | - | - | - | - | - | - | ✘ | ✘ | ✘ |
| 600-710 | S08 | K | - | - | - | ✘ | - | - | - | - | - | - | ✘ | - | ✘ |
| 600-900 | S10 | K | - | - | - | - | - | - | - | - | - | - | ✘ | - | - |
| 700-902 | S08 | K | - | - | - | ✘ | - | - | - | - | - | - | ✘ | ✘ | ✘ |
| 700-902 | S09 | K | - | - | - | - | - | - | - | - | - | - | ✘ | - | - |

2580.5/29-EN

### Recommended spare parts stock for 2 years' operation to DIN 24296

**Table 28:** Quantity of spare parts for recommended spare parts stock

| Part No. | Description | Number of pumps (including stand-by pumps) | | | | | | | | Spare part | Replacement part | Wear part |
|---|---|---|---|---|---|---|---|---|---|---|---|---|
| | | 1 | 2 | 3 | 4 | 5 | 6 | 8 | 10 and more | | | |
| 135 | Wear plate | 1 | 2 | 2 | 2 | 3 | 3 | 4 | 50 % | - | - | ✘ |
| 163 | Discharge cover | 1 | 2 | 2 | 2 | 3 | 3 | 4 | 50 % | ✘ | - | - |
| 210 | Shaft | 1 | 1 | 1 | 2 | 2 | 2 | 3 | 30 % | ✘ | - | - |
| 230 | Impeller | 1 | 1 | 1 | 2 | 2 | 2 | 3 | 30 % | - | ✘ | - |
| 321.01/02 | Rolling element bearing (set) | 1 | 1 | 1 | 2 | 2 | 3 | 4 | 50 % | - | - | ✘ |
| 330 | Bearing bracket, complete | - | - | - | - | - | - | 1 | 2 pcs. | ✘ | - | - |
| 433.01/02 | Mechanical seal, complete (set) | 1 | 2 | 3 | 4 | 4 | 4 | 6 | 90 % | - | - | ✘ |
| 502.01 | Casing wear ring | 1 | 2 | 2 | 2 | 3 | 3 | 4 | 50 % | - | - | ✘ |
| 503 | Impeller wear ring | 1 | 2 | 2 | 2 | 3 | 3 | 4 | 50 % | - | - | ✘ |
| | Assembly for gland packing consisting of:<br>▪ Neck bush<br>▪ Shaft protecting sleeve<br>▪ Lantern ring | 1 | 1 | 1 | 2 | 2 | 2 | 3 | 40 % | - | ✘ | - |
| | Packing cord (4 rings) | 4 | 4 | 6 | 8 | 8 | 9 | 12 | 100 % | - | - | ✘ |
| | Sealing elements (set) | 2 | 4 | 6 | 8 | 8 | 9 | 12 | 150 % | - | - | ✘ |

Keeping a stock of wear parts and replacement parts is recommended also during the warranty period.

## Scope of supply

### Sewabloc

Depending on the model, the following items are included in the scope of supply:

- Pump without motor or with directly flanged standardised motor
- Foundation rails (for horizontal installation)
- Suction-side flanged spacer or suction elbow with inspection hole
- Baseplate or soleplate
- Flanged bend (for vertical installation)

### Sewatec

Depending on the model, the following items are included in the scope of supply:

- Pump
- Drive
- Baseplate or soleplate
- Coupling
- Coupling guard
- Suction-side flanged spacer or suction elbow with inspection hole
- Universal-joint shaft
- Foundation rails (for horizontal installation)

## General arrangement drawings with list of components

### General assembly drawing – Sewatec with bearing brackets S01, S02, S03, S04

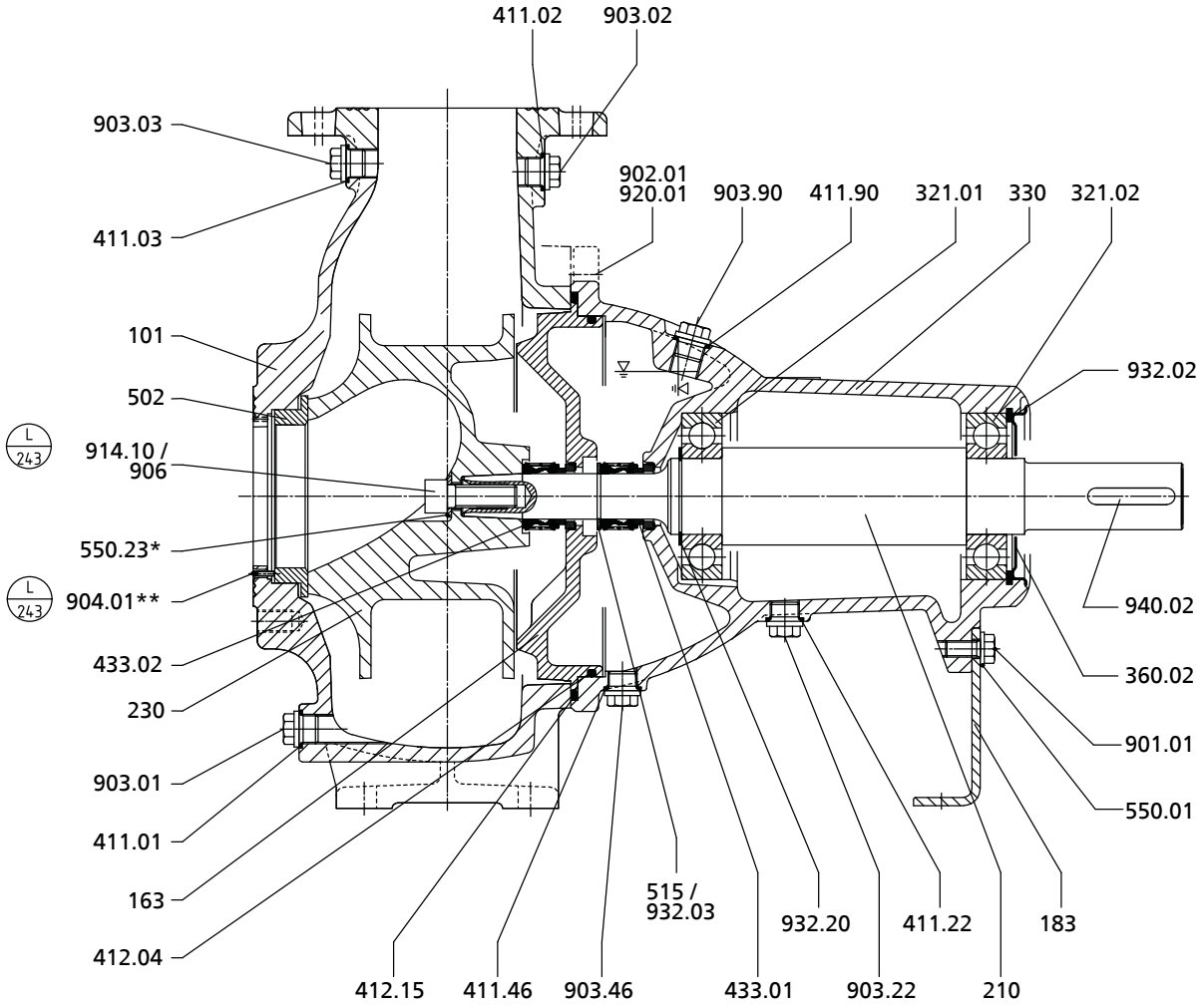


**Fig. 12:** General assembly drawing of Sewatec - with bearing brackets S01, S02, S03, S04, impeller type E; * if any, ** only for sizes E 100-250, E 100-253, E 100-317, E 150-317, K 100-253, K 100-254, K 100-316

**Table 29:** List of components

| Part No. | Description | Part No. | Description |
|---|---|---|---|
| 101 | Pump casing | 502 | Casing wear ring |
| 135 | Wear plate | 515 | Locking ring |
| 163 | Discharge cover | 550.01/.04/.23 | Disc |
| 164.02 | Inspection cover | 900.02 | Bolt/screw |
| 183 | Support foot | 901.01 | Hexagon head bolt |
| 210 | Shaft | 902.01 | Stud |
| 230 | Impeller | 903.01/.02/.03/.22/.46/.90 | Screw plug |
| 321.01/.02 | Radial ball bearing | 904.01 | Grub screw |
| 330 | Bearing bracket | 906 | Impeller screw |
| 360.02 | Bearing cover | 914.10/.12/.24 | Hexagon socket head cap screw |
| 411.01/.02/.03/.22/.46/.90 | Joint ring | 920.01/.17 | Nut |
| 412.04/.05/.15/.34 | O-ring | 932.02/.03/.20 | Circlip |
| 433.01/.02 | Mechanical seal | | |

**General assembly drawing – Sewatec with bearing brackets S05, S06, S07, S08**

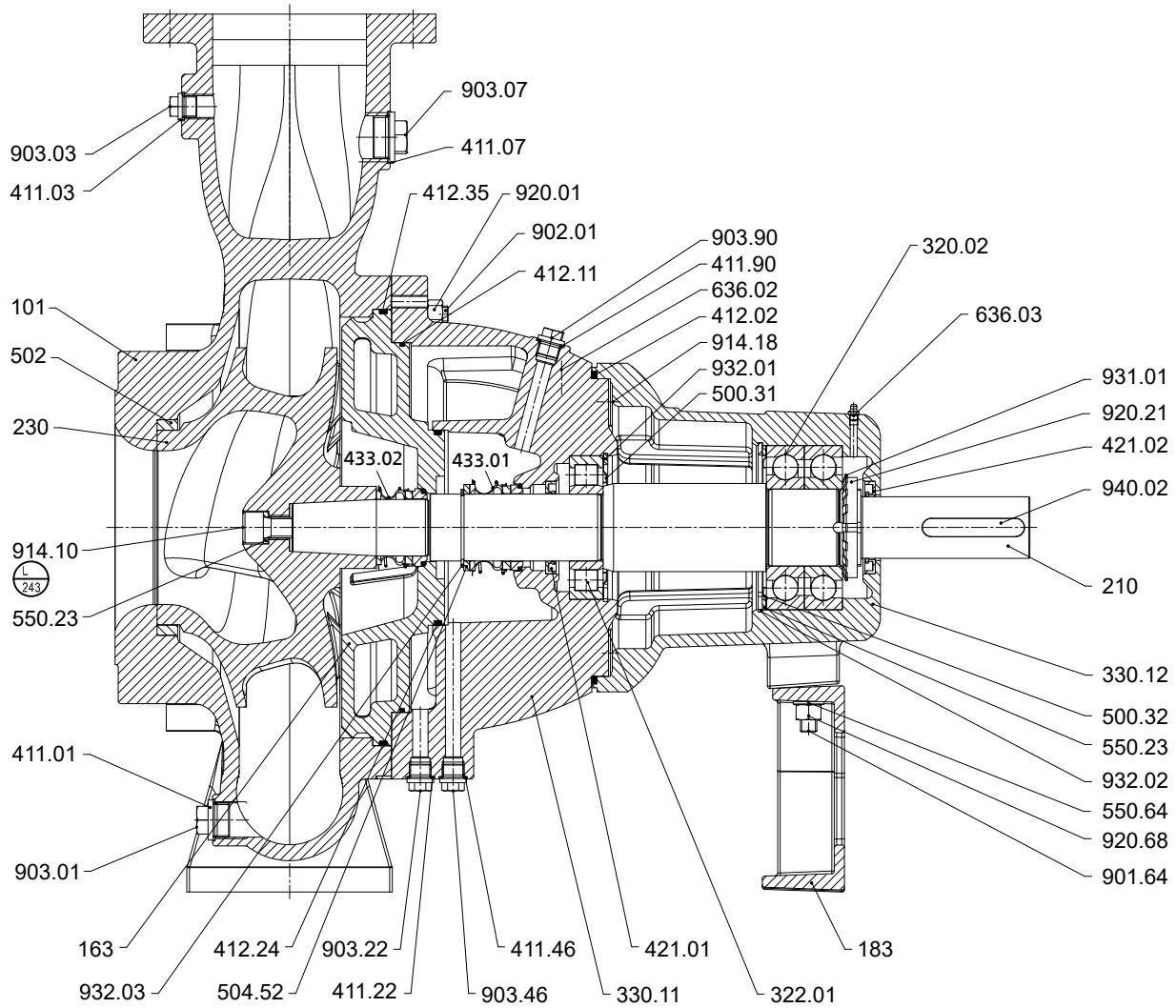


**Fig. 13:** Sewatec with bearing brackets S05 to S08

**Table 30:** Symbols key

| Symbol | Description |
|---|---|
| L 243 | Always secure screwed connections marked with this symbol with **Loctite 243** . |

**Table 31:** List of components

| Part No. | Description | Part No. | Description |
|---|---|---|---|
| 101 | Pump casing | 502 | Casing wear ring |
| 163 | Discharge cover | 504.52 | Spacer ring |
| 183 | Support foot | 550.23/.64 | Disc |
| 210 | Shaft | 636.02/.03 | Lubricating nipple |
| 230 | Impeller | 901.64 | Hexagon head bolt |
| 320.02 | Rolling element bearings | 902.01 | Stud |
| 322.01 | Radial roller bearing | 903.01/.03/.07/.22/.46/.90 | Screw plug |
| 330.11/.12 | Bearing bracket | 914.10/.18 | Hexagon socket head cap screw |
| 411.01/.03/.07/.22/.46/.90 | Joint ring | 920.01/.21/.68 | Nut |
| 412.02/.11/.24/.35 | O-ring | 931.01 | Lock washer |
| 421.01/.02 | Lip seal | 932.01/.02/.03 | Circlip |
| 433.01/.02 | Mechanical seal | 940.02 | Key |
| 500.31/.32 | Ring | | |

**General assembly drawing: Sewatec with bearing brackets S05, S06, S07, underfloor installation and installation with universal-joint shaft**

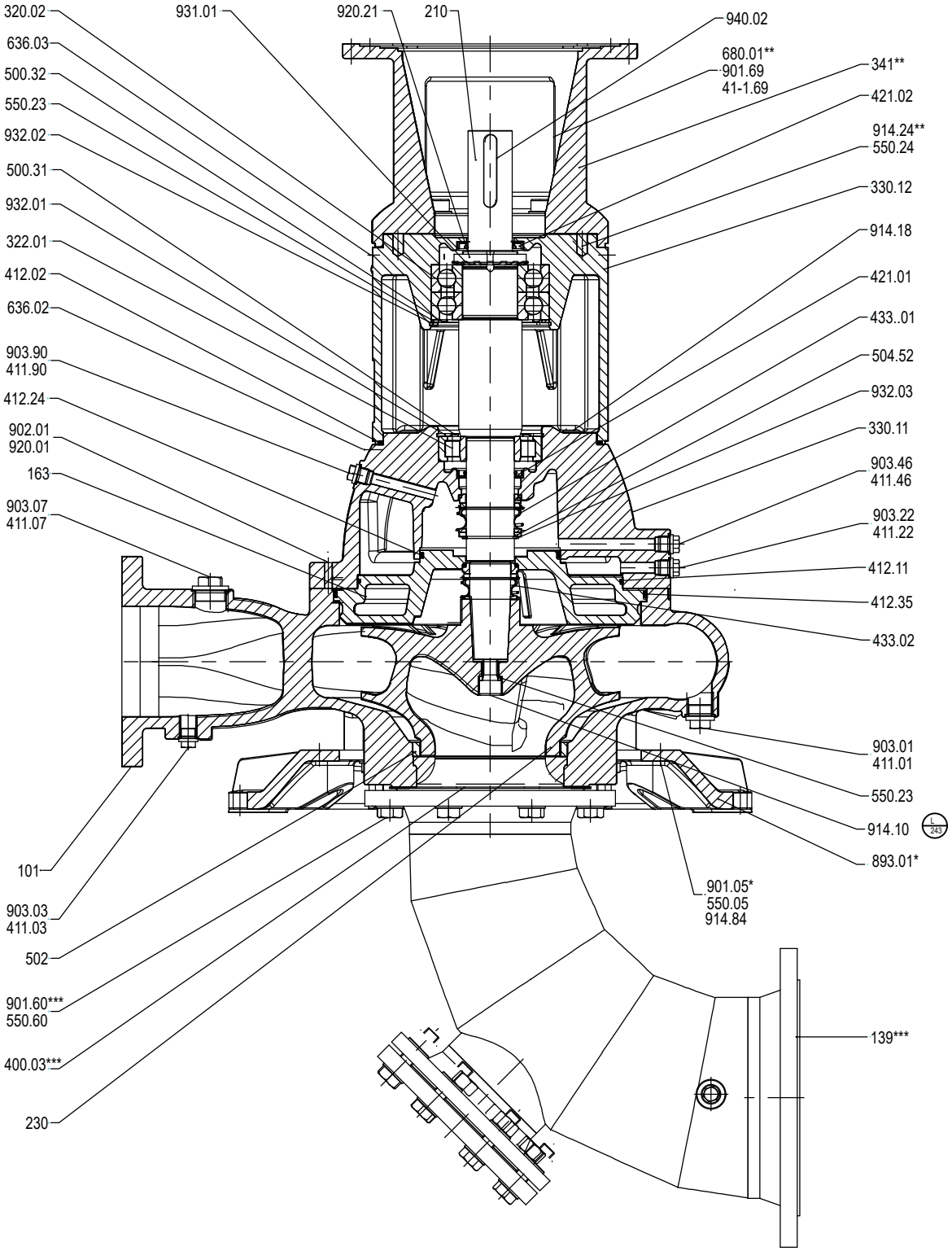


**Fig. 14:** Sewatec with E impeller – pump for underfloor installation and installation with universal-joint shaft

**Table 32:** Symbols key

| Symbol | Description |
|---|---|
| L / 243 | Always secure screwed connections marked with this symbol with **Loctite 243** . |
| * | Only for Sewatec K 100-400, F/K 100-401, D 100-403, D/K 150-400, D 150-401, D/K 150-403, D 150-503, K 150-503, K 151-403, D 200-400, D/K 200-402, K 200-403, D 200-405, D 200-503, K 200-504, K 200-505, D 250-402, D 300-402 |
| ** | If any |
| *** | Not for universal-joint shaft |

**Table 33:** List of components

| Part No. | Description | Part No. | Description |
|---|---|---|---|
| 41-1.69 | Sealing washer | 502 | Casing wear ring |
| 101 | Pump casing | 504.52 | Spacer ring |
| 139 | Suction elbow | 525.04 | Spacer sleeve |
| 163 | Discharge cover | 550.05/.16/.23/.24/.60 | Disc |
| 210 | Shaft | 636.02/.03 | Lubricating nipple |
| 230 | Impeller | 680.01** | Guard |
| 320.02 | Rolling element bearing | 893.01* | Soleplate |
| 322 | Radial roller bearing | 901.05*/.16/.18/.60*** | Hexagon head bolt |
| 330.11/.12 | Bearing bracket | 902.01 | Stud |
| 341** | Drive lantern | 903.01/.03/.07/.22/.46/.90 | Screw plug |
| 400.03*** | Gasket | 906 | Impeller screw |
| 411.01/.03/.07/.22/.46/.90 | Joint ring | 914.18/.10/24*** | Hexagon socket head cap screw |
| 412.02/.11/.24/.35 | O-ring | 920.01/.11/.21 | Nut |
| 421.01/.02 | Lip seal | 931.01 | Lock washer |
| 433.01/.02 | Mechanical seal | 932.01/.02/.03 | Circlip |
| 500.31/.32 | Ring | 940.02 | Key |

**General assembly drawing – Sewatec with bearing brackets S09, S10**

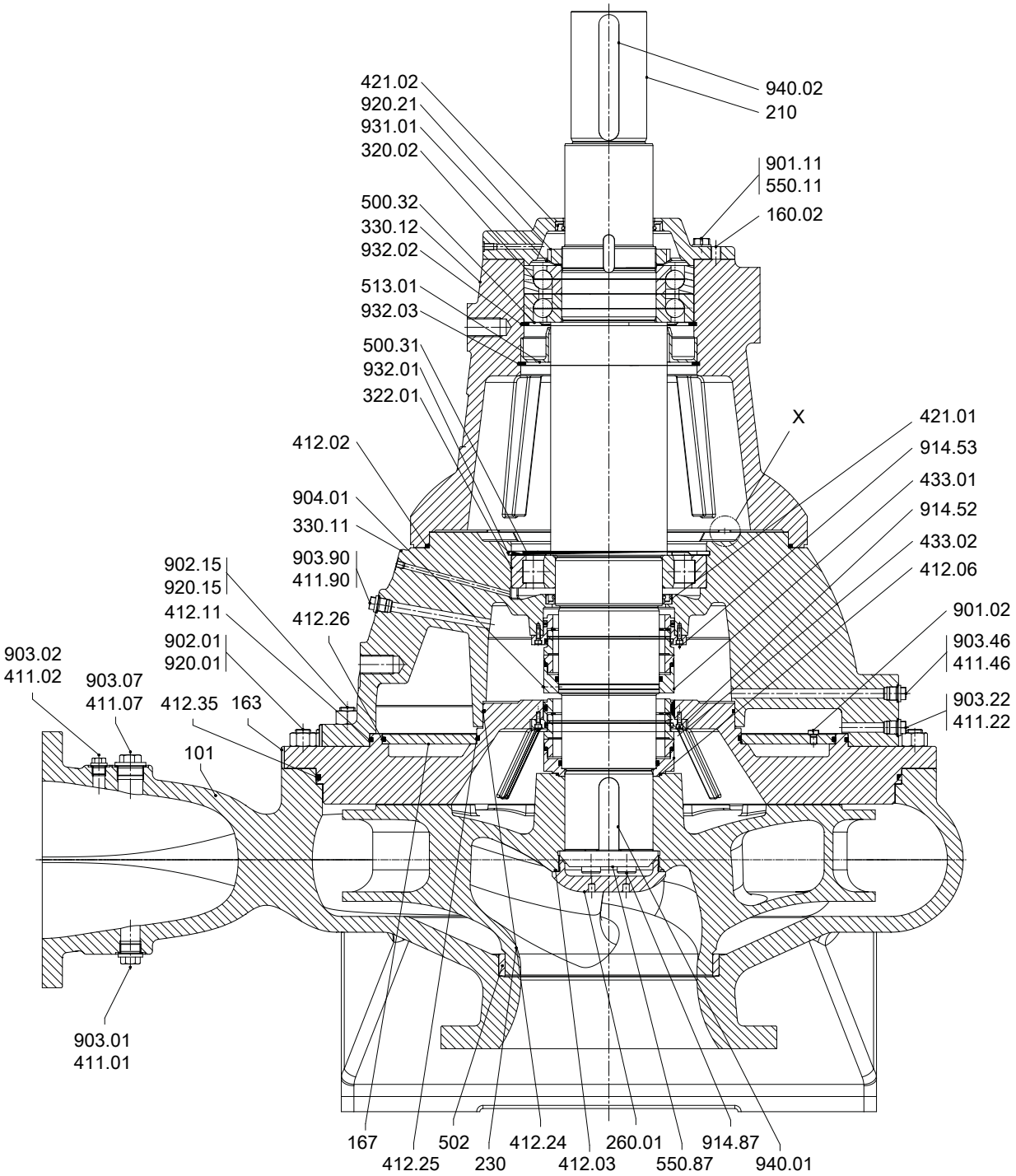


**Fig. 15:** Sewatec with bearing brackets S09, S10

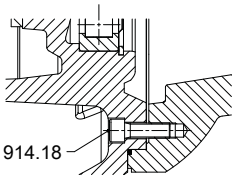


**Fig. 16:** Detail X

**Table 34:** List of components

| Part No. | Description | Part No. | Description |
|---|---|---|---|
| 101 | Pump casing | 500.31/.32 | Ring |
| 160.02 | Cover | 502 | Casing wear ring |
| 163 | Discharge cover | 513.01 | Insert ring |
| 167 | Cover insert | 550.04/.11/.87 | Disc |
| 210 | Shaft | 901.02/.11 | Hexagon head bolt |
| 230 | Impeller | 902.01/.02/.15 | Stud |
| 260.01 | Impeller hub cap | 903.01/.02/.07/.22/.46/.90 | Screw plug |
| 320.02 | Rolling element bearings | 904.01 | Grub screw |
| 322.01 | Radial roller bearing | 914.18/.52/.53/.87 | Hexagon socket head cap screw |
| 330.11/.12 | Bearing bracket | 920.01/.15/.17/.21 | Nut |
| 411.01/.02/.07/.22/.46/.90 | Joint ring | 931.01 | Lock washer |
| 412.02/.03/.05/.06/.11/.24/.25/.26/.35 | O-ring | 932.01/.02/.03 | Circlip |
| 421.01/.02 | Lip seal | 940.01/.02 | Key |
| 433.01/.02 | Mechanical seal | | |

## General assembly drawing – Sewabloc

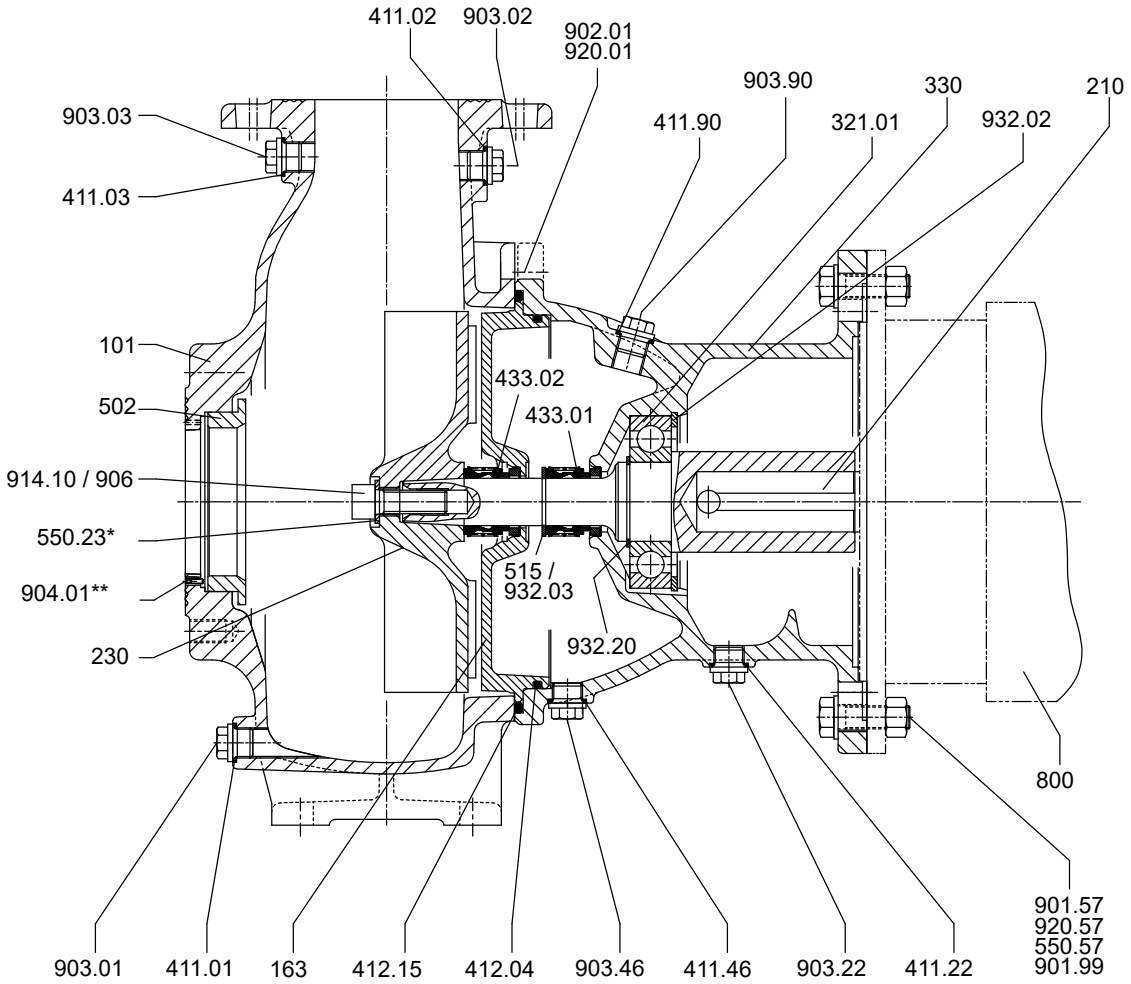


**Fig. 17:** General assembly drawing of Sewabloc; * if any, ** only for sizes 100-253, 100-254, K 100-316

**Table 35:** List of components

| Part No. | Description | Part No. | Description |
|---|---|---|---|
| 101 | Pump casing | 502 | Casing wear ring |
| 135 | Wear plate | 550.23/.57 | Disc |
| 163 | Discharge cover | 800 | Motor |
| 164 | Inspection cover | 901.57/.99 | Hexagon head bolt |
| 210 | Shaft | 902.01 | Stud |
| 230 | Impeller | 903.01/.02/.03/.22/.46/.90 | Screw plug |
| 321.01 | Radial ball bearing | 904.01 | Grub screw |
| 330 | Bearing bracket | 906 | Impeller screw |
| 411.01/.02/.03/.22/.46/.90 | Joint ring | 914.10/.12/.24 | Hexagon socket head cap screw |
| 412.04/.15/.34 | O-ring | 920.01/.57 | Nut |
| 433.01/.02 | Mechanical seal | 932.02 | Circlip |

## Detail drawings

### Impeller types

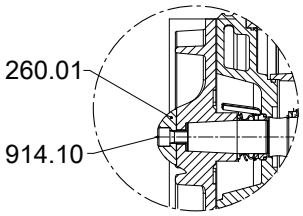


**Fig. 18:** F impeller

**Table 36:** List of components

| Part No. | Description | Part No. | Description |
|---|---|---|---|
| 260.01 | Impeller hub cap | 914.10 | Hexagon socket head cap screw |

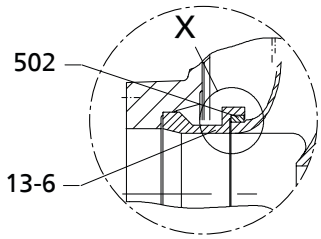


**Fig. 19:** K impeller

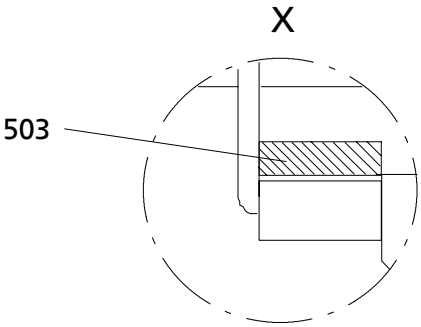


**Fig. 20:** Detail X: impeller wear ring for K impeller

**Table 37:** List of components

| Part No. | Description | Part No. | Description |
|---|---|---|---|
| 13-6[41] | Casing insert | 502[42] | Casing wear ring |
| 503 | Impeller wear ring | | |

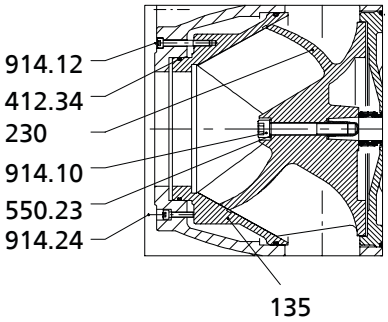


**Fig. 21:** D impeller (single-vane impeller)

| Part No. | Description | Part No. | Description |
|---|---|---|---|
| 230 | Impeller | 550.23 | Disc |
| 412.34 | O-ring | 914.10/.12/.24 | Hexagon socket head cap screw |

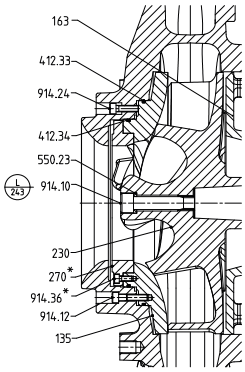


**Fig. 22:** D impeller (multi-vane impeller)

*: On specific designs only

**Table 39:** Impeller type D

| Part No. | Description | Part No. | Description |
|---|---|---|---|
| 135 | Wear plate | 412 | O-ring |
| 163 | Discharge cover | 550 | Disc |
| 230 | Impeller | 914 | Hexagon socket head cap screw |
| 270 | Deflector | | |

### Impeller fastening

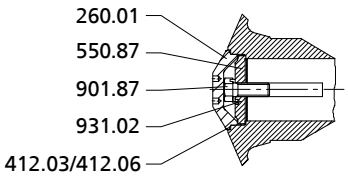


**Fig. 23:** Impeller fastening for bearing brackets S07 and S08 (impeller types E and K), except Sewatec size 500-632

**Table 40:** List of components

| Part No. | Description | Part No. | Description |
|---|---|---|---|
| 260.01 | Impeller hub cap | 901.87 | Hexagon head bolt |
| 412.03/412.06 | O-ring | 931.02 | Lock washer |
| 550.87 | Disc | | |

41 Only for Sewatec 100-401 and 200-400
42 Not for Sewatec 100-401

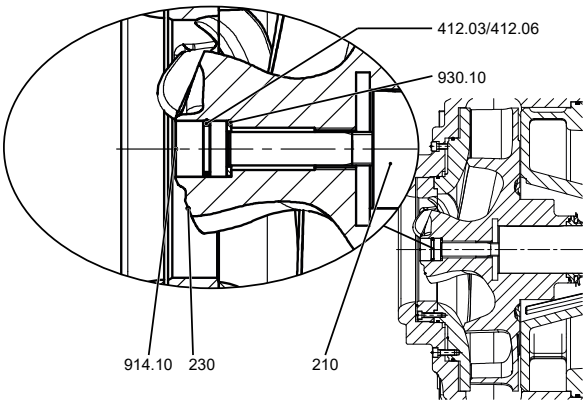


**Fig. 24:** Impeller fastening for bearing bracket S07 (impeller type D)

**Table 41:** List of components

| Part No. | Description | Part No. | Description |
|---|---|---|---|
| 210 | Shaft | 914.10 | Hexagon socket head cap screw |
| 230 | Impeller | 930.10 | Safety device |
| 412.03/412.06 | O-ring | | |

## Inspection hole, bearing brackets S01 to S08

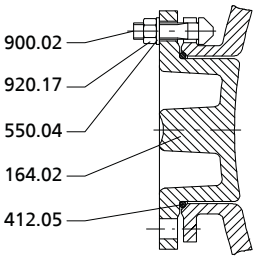


**Fig. 25:** Inspection hole, bearing brackets S01 to S08

**Table 42:** List of components

| Part No. | Description | Part No. | Description |
|---|---|---|---|
| 164.02 | Inspection cover | 900.02 | Screw |
| 412.05 | O-ring | 920.17 | Nut |
| 550.04 | Disc | | |

## Inspection hole, bearing brackets S09 and S10

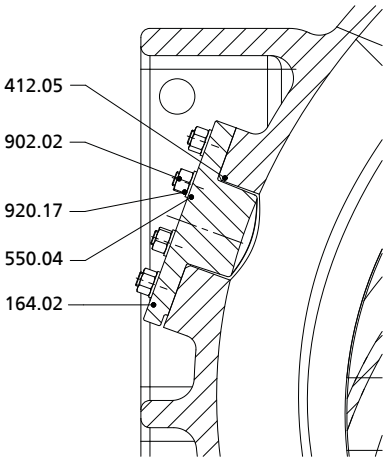


**Fig. 26:** Inspection hole, bearing brackets S09 and S10

**Table 43:** List of components

| Part No. | Description | Part No. | Description |
|---|---|---|---|
| 164.02 | Inspection cover | 902.17 | Stud |
| 412.05 | O-ring | 920.17 | Nut |
| 550.04 | Disc | | |

## Drilled hole required during manufacturing, bearing brackets S09 and S10

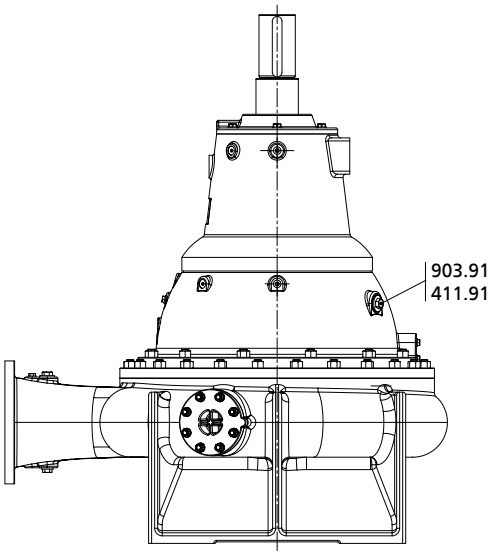


**Fig. 27:** Drilled hole required during manufacturing, bearing brackets S09 and S10

**Table 44:** List of components

| Part No. | Description | Part No. | Description |
|---|---|---|---|
| 411.91 | Joint ring | 903.91 | Screw plug |

2024-09-19

2580.5/29-EN

LENNTECH
WATER TREATMENT SOLUTIONS
info@lenntech.com Tel. +31-152-610-900
www.lenntech.com Fax. +31-152-616-289

KSB